



THE FACTS ABOUT FORD.



Drive quality.

FACT: On top of earning 8 *Consumers Digest* "Best Buy" awards for 2009 models, Ford Motor Company is **unsurpassed** by Toyota and Honda when it comes to quality.¹



Drive green.

FACT: Ford builds the **most fuel-efficient midsize sedan** in America (Fusion Hybrid: 41 mpg city)² and the **most fuel-efficient SUV** on the planet (Escape Hybrid: 34 mpg city).³



Drive safe.

FACT: No other car company offers you more vehicles that have received both 2009 IIHS "Top Safety Pick" and NHTSA 5-Star crash test ratings.⁴



Drive smart.

FACT: The voice-activated **Ford SYNC** customizable media system and **EcoBoost™ V6 engines** are just a few of the innovative technologies you can only find in a Ford.

Visit fordvehicles.com to learn more.



Drive one.



Printed in USA. Please recycle.

10EXPDCAT ©2009 Ford Motor Company

¹Based on RDA Group's QORS cumulative survey at 3 months of service in 3 surveys of 2008 MY Ford and competitive owners conducted 9/07-5/08. ²EPA-estimated 23 mpg city/34 hwy., 27 mpg combined, Fusion S I-4 automatic; 41 mpg city/36 hwy., Fusion Hybrid. Actual mileage will vary. Midsize class per R. L. Polk. ³Based on unadjusted city fuel economy from EPA (10/08) and VCA (5/08). 2009 EPA-estimated 34 mpg city/31 hwy. for Escape Hybrid FWD. Excluding vehicles built for Mazda. ⁴Based on NHTSA 5-Star ratings for all 4 crash test categories. Star ratings are part of the U.S. Department of Transportation's Safercar.gov program (www.safercar.gov).

Spacious. Capable. Flexible.

Ford Expedition and Expedition EL are perfect for life's big adventures. They've got plenty of cargo space (up to 108.3 cu. ft. on Expedition and 130.8 on EL) and roomy seating for up to eight.² Standard new Trailer Sway Control helps increase towing confidence, while our new MyKey™ owner controls feature encourages smart driving habits. Out on the town or off the beaten path, live it up together in Expedition.

¹2009 EPA-estimated 14 mpg city/20 hwy. for Expedition 4x2. ²Cargo and load capacity limited by weight and weight distribution.

up to
20
mpg¹



Powerful. Controlled. Resourceful.

New for 2010, standard **Trailer Sway Control** works with the AdvanceTrac® with RSC® (Roll Stability Control™) system to detect trailer sway through the motions of the vehicle. It can automatically react, by selectively braking and reducing engine torque, to help maintain control of both the vehicle and the trailer.¹ The standard **5.4L V8 engine** and its **6-speed automatic transmission** give you 310 hp, 365 lb.-ft. of torque and a maximum towing capacity of up to **9200 lbs.**² With its Flex Fuel capability, you can run the vehicle on gasoline, E85 (85% ethanol and 15% gasoline), or any blend of the two.

¹Remember that even advanced technology cannot overcome the laws of physics. It's always possible to lose control of a vehicle due to inappropriate driver input for the conditions. For more information on Ford vehicle stability systems, visit fordvehicles.com.

²When properly equipped.



Expedition King Ranch® in Dark Blue Pearl Metallic with available equipment



Connected. **Smart.** Intuitive.



YOU TALK. SYNC LISTENS.™

Ford SYNC® gets new 911 Assist,¹ plus Traffic, Directions and Information. The available, award-winning SYNC system – developed in association with Microsoft® – works with your paired **Bluetooth®-enabled mobile phone** and **digital media player** or **USB drive**. Make and take calls, play music by artist or genre, and more – all with the touch of a button and **simple voice commands**.²

SYNC features these convenient **Driver Services**:

- 911 Assist
- Vehicle Health Reports
- Up-to-the-minute weather³
- Personalized business, sports and entertainment news, traffic alerts and more³
- Turn-by-turn directions³
- Business searches³

With 911 Assist, the system can make an emergency call from your phone if any airbag has deployed. And, unlike other systems that send you to a call center first, SYNC connects you directly to a 911 operator. SyncMyRide.com has all the latest news.



NEW MYKEY.™ HABIT FORMING.

New for 2010, the standard MyKey owner controls feature lets you program ignition keys with specific parameters to help encourage smart driving habits, such as buckling up and traveling at appropriate speeds. It's perfect for reminding drivers of all ages to abide by the rules of the road.

¹The vehicle's electrical system (including the battery), the wireless service provider's signal, and a connected mobile phone must all be available and operating for 911 Assist to function properly. These systems may become damaged in a crash. The paired mobile phone must be turned on, connected to SYNC, and the 911 Assist feature enabled in order for 911 to be dialed. ²Driving while distracted can result in loss of vehicle control. Only use mobile phones and other devices, even with voice commands, when it is safe to do so. ³Driver Services not available with SIRIUS Travel Link™ or Navigation System. See your dealer for details.

Expedition EL Eddie Bauer® in Charcoal Black with available equipment

Comfortable. Accommodating. Accessible.

Those in front can choose independent settings thanks to the **Dual-zone Electronic Automatic Temperature Control**, standard on King Ranch,[®] Limited and Eddie Bauer.[®] Comfortable bucket seats are standard in the 1st row and available in the 2nd. **Power-adjustable pedals** and a 10-way power-adjustable driver seat help drivers of varying stature feel in command, while rear-seat passengers benefit from their own 2nd-row audio and climate controls, and a flip-folding 2nd-row seat that eases access to the **best-in-class 3rd-row leg room!**

¹When equipped with available 3rd-row seat. Full-Size SUV and Full-Size Extended-Length SUV classes.

Sophisticated. **Regal.** Unrivaled.

Topping the lineup, the **King Ranch**® Edition welcomes you with sumptuous **Chaparral leather** trim and warm, wood-finish accents. The 3rd-row seat is standard on King Ranch, Limited and Eddie Bauer® with our **PowerFold**® feature.

Available **power rear quarter windows**, standard on King Ranch and Limited, offer fresh air to your 3rd-row riders.



Expedition King Ranch in Charcoal Black with Chaparral leather trim and available equipment



A



B

A. Get the fresh breezes flowing on any Expedition or Expedition EL with the optional **POWER MOONROOF**, featuring one-touch open, a sunshade and a mini-overhead console with map lights and a storage bin.

B. The standard 2nd-row 40/20/40 split-folding seat includes our **CENTERSLIDE**® feature that allows you to pull the center section of the seat forward almost 11" for easy access from the 1st row. It's perfect when you need to keep your little ones nearby, yet still properly secured in a child-safety seat.

C. Just as refreshing as they are cozy, **HEATED AND COOLED FRONT SEATS** are standard on Limited and King Ranch, and available on Eddie Bauer. King Ranch and Limited also feature standard **HEATED 2ND-ROW SEATS**.



C

Engaging. Intelligent. Entertaining.

NAVIGATION WITH SIRIUS TRAVEL LINK™

The available Navigation System, displayed on a vibrant **6.5" LCD touch screen**, features easy voice activation for everything from driving directions to accessing tunes. It also provides nearly **10 gigs of storage space** for photos and music, while class-exclusive SIRIUS Travel Link keeps you in the know with **up-to-the-minute** local traffic, weather, fuel prices, sports and movie listings!



SIRIUS
TRAVEL LINK™

SIRIUS® SATELLITE RADIO.

Available SIRIUS Satellite Radio¹ comes with a 6-month subscription to get you surfing over **130 channels** of sports, news, entertainment and **100% commercial-free** music, coast-to-coast.

REAR VIEW CAMERA.

Industry-first, factory-installed technology enables our available Rear View Camera to display the image from a **liftgate-mounted camera** onto your rearview mirror. The image displays on the Navigation System's screen when equipped. It's standard on King Ranch® and Limited, and available on Eddie Bauer.®



REAR-SEAT DVD.

The optional ceiling-mounted, flip-down Rear-Seat DVD Entertainment System includes an **8" screen**, a remote control and 2 sets of **wireless headphones** to help keep the peace.

¹Real-time traffic monitoring available in select markets. Some features are unavailable while driving. Subscription required after introductory 6 months expire. Service available in the 48 contiguous United States and the District of Columbia.

Versatile. **Cavernous.** Adaptable.

The amazing expanse you see here is no less than **130.8 cu. ft. of cargo space** behind the 1st row inside Expedition EL. That's 22.5 more cu. ft. than Expedition's maximum cargo capacity.¹ And it's the biggest difference between them. Note the **flat loadfloor** – created by our exclusive Cargo Mode. Transporting everything just got a whole lot simpler.

¹Cargo and load capacity limited by weight and weight distribution.



Expedition EL Eddie Bauer® in Charcoal Black with Camel inserts and available equipment



A



B

A. Expedition EL gets its own unique **CARGO ORGANIZER** to help you keep all that extra space behind the 3rd-row seat neat and tidy. Use the simple panel divider to split the space in whichever direction your cargo necessitates.

B. Our available **POWERFOLD® 3RD-RROW SEAT** (standard on King Ranch®, Limited and Eddie Bauer) gets you packing at the touch of a button. So you'll be back on the road in a flash.

C. Just push a button on your key fob to raise or lower the available **POWER LIFTGATE**. It pairs well with the available **POWER-DEPLOYABLE RUNNING BOARDS** that automatically extend when you open a door and retract when you close it.



C

A red Ford Expedition EL Eddie Bauer SUV is shown in profile, parked on a wooden deck in front of a rustic log cabin at night. The cabin has stone walls and warm interior lighting visible through the windows. The SUV features silver accents on the bumper, side rails, and wheels. The scene is illuminated by the cabin's lights and ambient night lighting, creating a cozy atmosphere.

Carefree. Relaxed.
Together.

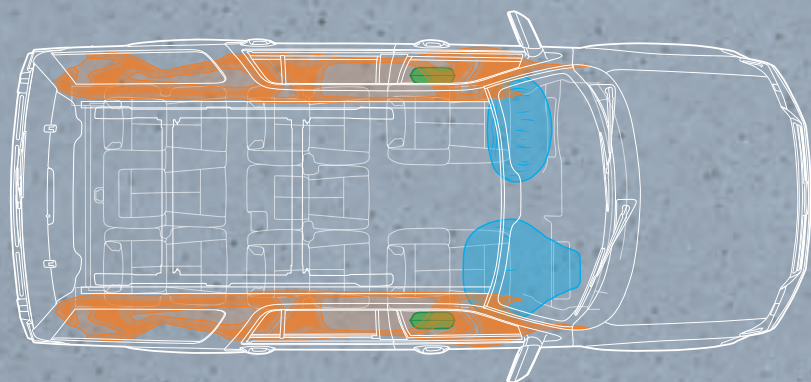
Expedition EL Eddie Bauer® in Royal Red Metallic with available equipment



Calm. **Confident.** Assured.

Nothing compares to the peace of mind you get with standard **AdvanceTrac® with class-exclusive RSC®** (Roll Stability Control™). It's the only brake-based electronic stability control system to utilize a **roll-rate sensor**, monitoring the vehicle's roll motion at least **100 times per second**. It works with the Anti-lock Brake System (ABS), traction control and yaw control to **automatically** determine when and how to apply the brakes and modify engine power to help **keep all 4 wheels firmly planted**.¹ The optional **Control Trac® 4-wheel-drive** system features a convenient 4x4 AUTO mode that senses when the vehicle is on a loose or slippery surface and automatically optimizes traction by transferring power to the appropriate wheels. Relax, Expedition's got you covered.

¹Remember that even advanced technology cannot overcome the laws of physics. It's always possible to lose control of a vehicle due to inappropriate driver input for the conditions. For more information on AdvanceTrac with RSC, visit fordvehicles.com.



Secure. Proven. Prepared.

With its long list of standard safety and security features, this generation of Ford Expedition is the safest yet.¹ In fact, it received **5-Star ratings**² in the National Highway Traffic Safety Administration's (NHTSA) frontal and side crash tests. A Tire Pressure Monitoring System, **6 airbags**, and more are standard on every model. The **Personal Safety System**[™] includes front airbags that enhance protection for the driver and front passenger in the event of certain frontal collisions. The **Safety Canopy**[®] **System** features side-curtain airbags that enhance protection for all 3 rows of outboard-seated occupants in the event of certain side-impact collisions. And the **SOS Post-Crash Alert System**^{™3} flashes the hazard lights and sounds the horn to attract attention in the event of airbag deployment or safety belt pretensioner activation in certain collisions. Expedition is always big on safety.



¹Based on internal Ford safety testing results of current-generation Expedition. ²2009 model year. Star ratings are part of the U.S. Department of Transportation's Safercar.gov program (www.safercar.gov). ³SOS hardware may become damaged or the battery may lose power in a crash, which could prevent operation. Not all crashes will activate an airbag or safety belt pretensioner.



Expedition XLT in Tuxedo Black Metallic with available equipment

Specs

DIMENSIONS & CAPACITIES

Exterior (4x2/4x4)	Expedition	EL
Wheelbase	119.0"	131.0"
Length	206.5"	221.3"
Height (with options)	77.2"	77.7"/78.3"
Width – Excluding mirrors	78.8"	78.8"
Width – Including mirrors	91.8"	91.8"
Width – Mirrors folded	79.7"	79.7"
Minimum running ground clearance	8.7"	8.7"
Liftover height	34.4"	35.3"/35.9"
Overhang – Front	39.2"	39.2"
Overhang – Rear	48.3"	51.1"
Ramp breakover angle	18.4°/18.3°	17.6°/18.7°
Angle of approach	22.8°/22.6°	23.1°/24.1°
Angle of departure	21.4°/21.5°	20.1°/20.9°

Interior

1st Row		
Head room	39.6"	39.5"
Shoulder room	63.2"	63.2"
Hip room	60.2"	60.2"
Leg room	41.1"	41.1"

2nd Row		
Head room	39.8"	39.7"
Shoulder room	63.7"	63.7"
Hip room	59.9"	59.9"
Leg room	39.1"	39.1"

3rd Row (if equipped)		
Head room	38.3"	38.0"
Shoulder room	51.9"	67.1"
Hip room	50.2"	51.8"
Leg room	37.7"	37.7"

Cargo Volume (cu. ft.)		
Maximum cargo volume	108.3	130.8
Behind 2nd row	55.0	85.5
Behind 3rd row	18.6	42.6

Maximum Loaded Trailer Weight (lbs.)¹

3.31 Axle Ratio		
4x2 Class IV	9200	—
4x4 Class IV	9000	—

3.73 Axle Ratio		
4x2 Class IV	9200	8900
4x4 Class IV	9000	8700

HORSEPOWER, TORQUE & FUEL ECONOMY²

5.4L 3V V8 FFV Engine		
Horsepower	310 @ 5100 rpm	
Torque (lb.-ft.)	365 @ 3600 rpm	
6-speed automatic (4x2)	14 mpg city/20 hwy.	

Dimensions may vary by trim level.
Cargo and load capacity limited by weight and weight distribution.

STANDARD

Mechanical

5.4L 3-valve V8 FFV engine produces 310 hp @ 5100 rpm and 365 lb.-ft. of torque @ 3600 rpm
6-speed automatic transmission with Tow/Haul mode
4-wheel independent suspension with coil-over shocks – Front: double-wishbone, Short- and Long-Arm (SLA) design; rear: multilink design
4-wheel power disc brakes with Anti-lock Brake System (ABS), Brake Assist and Electronic Brakeforce Distribution (EBD)
28-gallon fuel tank capacity (33.5-gallon on Expedition EL)
Easy Fuel™ capless fuel filler
Front skid plates (4x2 only)
Full-size spare tire
Non-limited-slip rear axle – 3.31 ratio (Expedition only); 3.73 ratio (Expedition EL only)
Variable-assist, power rack-and-pinion steering

Safety & Security

Personal Safety System™ for driver and front passenger includes dual-stage front airbags³, safety belt pretensioners, safety belt energy-management retractors, safety belt usage sensors, driver-seat position sensor, crash severity sensor and restraint control module

3-point safety belts for all seating positions
AdvanceTrac® with RSC® (Roll Stability Control™)
Belt-Minder® front safety belt reminder
Child-safety rear door locks
Front-seat side airbags³

Height-adjustable shoulder belts for 1st-row outboard positions
LATCH – Lower anchors and tether anchors for child-safety seats on rear-outboard seat positions

MyKey™ owner controls feature

Perimeter alarm

Safety Canopy® System with 3-row side-curtain airbags³ and rollover sensor

SecuriCode™ keyless-entry keypad

SecuriLock® passive anti-theft ignition system

Side-intrusion door beams

SOS Post-Crash Alert System™ flashes hazard lights and sounds horn after airbag deployment or safety belt pretensioner activation in certain collisions

Tire Pressure Monitoring System (excludes spare)

Trailer Sway Control

Interior

Air conditioning
Assist handles (2 in 1st row and 2 in 2nd row)
Auto-dimming rearview mirror
Auxiliary audio input jack
Auxiliary rear air conditioning and heat
Cargo organizer (Expedition EL only)
Carpeted floor mats in 1st and 2nd rows
Cruise control
Cupholders (9)
Dual-blade sun visors with illuminated vanity mirrors
Floor console with storage bin, coin holder, 2 headphone jacks, 4 cupholders, 2 power points, auxiliary rear audio and climate controls, and pen holder
Front door-trim panels with map pockets and cupholders (up to 20-ounce bottles)
Instrumentation (analog) with voltmeter, speedometer/odometer, tachometer, and oil pressure, water temperature and fuel gauges
Leather-wrapped steering wheel
Overhead console with map lights, single sunglasses holder and conversation mirror (plus rear quarter window switches, if equipped)
Power door locks
Power points (3)
Power windows with one-touch-up/-down driver-window feature
Rear floor air vents
Tilt steering column

Instrumentation (analog) with voltmeter, speedometer/odometer, tachometer, and oil pressure, water temperature and fuel gauges

Leather-wrapped steering wheel
Overhead console with map lights, single sunglasses holder and conversation mirror (plus rear quarter window switches, if equipped)

Power door locks
Power points (3)

Power windows with one-touch-up/-down driver-window feature
Rear floor air vents
Tilt steering column

Seating

1st-row bucket seats
2nd-row 40/20/40 split seat with CenterSlide® (slide-forward feature for center section) reclines and folds flat to floor in Cargo Mode

Exterior

Automatic headlamps with rainlamp
Chrome door handles
Class IV Trailer Tow receiver with 4-pin connector
Complex-reflector system headlamps (integrated park/turn-signal indicators)
Concealed antenna in rear quarter glass
Fog lamps
Daytime running lamps
Front tow hooks (4x4 only)
Liftgate with flip-up glass
Privacy glass (rear doors, rear quarter windows and rear window)
Rear-window defroster
Windshield wipers – Front: speed-sensitive, 2-speed variable-intermittent; rear: intermittent with washer



EXPEDITION XLT

Equipped with all standard features, plus:

17" aluminum wheels
Body-color lower bodyside moldings, wheel-lip moldings and bumpers
Black roof side rails with crossbars
Chrome grille
Black running boards
Black, power, heated sideview mirrors with security approach lamps and manual fold-away design
Reverse Sensing System
Leather-trimmed 1st- and 2nd-row seats
10-way power driver seat with memory feature
PowerFold 3rd-row seat
Dual-zone Electronic Automatic Temperature Control
Leather-wrapped steering wheel with secondary audio controls
Power-adjustable pedals with memory
Premium Sound System with 6-disc in-dash CD changer and 7 speakers (including a subwoofer) with 340 watts
SIRIUS Satellite Radio
Ford SYNC

Available Option Groups

XLT Convenience Package: AM/FM premium stereo and 6-disc in-dash CD changer (160 watts), power-adjustable pedals, power rear quarter windows, Universal Garage Door Opener and Reverse Sensing System with message center + 3rd-row 60/40 split bench seat + SIRIUS Satellite Radio

XLT Convenience Package + 3rd-row manual seat + SIRIUS Satellite Radio + Ford SYNC® voice-activated, in-vehicle communications and entertainment system + 18" bright machined-aluminum wheels

Available Options & Packages

3.73 non-limited slip rear axle (non-EL only)^{4,5}
3rd-row 60/40 split fold-flat-to-floor bench seat (Available on non-EL)
Control Trac® 4-wheel-drive (4WD) system
Daytime running lamps

Ford SYNC

Heavy-Duty Trailer Tow Package: Class IV hitch receiver, 4- and 7-pin connectors, heavy-duty auxiliary transmission oil cooler, heavy-duty radiator and electronic brake wiring kit

Leather-trimmed 1st- and 2nd-row seats, with 10-way power driver seat including power lumbar, and front-passenger seat with manual lumbar; vinyl PowerFold® 3rd-row seat⁶

Power moonroof with mini-overhead console⁶

P265/70R17 OWL tires (4x2 only)⁵

Rear-Seat DVD Entertainment System⁶

All-weather floor mats in 1st and 2nd rows

SIRIUS Satellite Radio with 6-month subscription



EXPEDITION EDDIE BAUER®

Equipped with all standard XLT features, plus:

18" machined-aluminum wheels
Chrome exhaust tip
Pueblo Gold lower bodyside moldings, wheel-lip moldings, bumpers and running boards
Black, power, heated sideview mirrors with memory, security approach lamps and integrated turn signals
Reverse Sensing System
Leather-trimmed 1st- and 2nd-row seats
10-way power driver seat with memory feature
PowerFold 3rd-row seat
Dual-zone Electronic Automatic Temperature Control
Leather-wrapped steering wheel with secondary audio controls
Power-adjustable pedals with memory
Premium Sound System with 6-disc in-dash CD changer and 7 speakers (including a subwoofer) with 340 watts
SIRIUS Satellite Radio
Ford SYNC

Available Option Groups

Eddie Bauer Convenience Package: rain-sensing windshield wipers, Rear View Camera, power rear quarter windows, power liftgate and Universal Garage Door Opener + **Heavy-Duty Trailer Tow Package**

Eddie Bauer Convenience Package + Heavy-Duty Trailer Tow Package + Rear-Seat DVD Entertainment System + heated and cooled front seats

Eddie Bauer Convenience Package + Heavy-Duty Trailer Tow Package + Rear-Seat DVD Entertainment System + heated and cooled front seats + power moonroof + Navigation System

Available Options & Packages

Air suspension with rear load leveling and message center¹⁰
20" chrome-clad aluminum wheels⁸
3.73 non-limited slip rear axle (non-EL only)
2nd-row bucket seats with same trim as 1st-row seats⁸
All-weather floor mats in 1st and 2nd rows
Control Trac 4-wheel-drive (4WD) system
Daytime running lamps
Heated and cooled front seats with 6-way power passenger seat⁸

Power moonroof with mini-overhead console⁶

P265/70R17 OWL tires (4x2 only)⁵

Rear-Seat DVD Entertainment System⁶

All-weather floor mats in 1st and 2nd rows
SIRIUS Travel Link™ services with 6-month subscription⁹
Power-deployable running boards⁹
Power moonroof with mini-overhead console⁶
Rear-Seat DVD Entertainment System⁶



EXPEDITION LIMITED

Equipped with all standard Eddie Bauer features, plus:

18" bright-machined aluminum wheels
Monochromatic appearance
Headlamps with blackout treatment (Limited only)
Rain-sensing windshield wipers
Chrome roof side rails with Black crossbars (Limited only)
Body-color running boards
Body-color, power-folding, heated sideview mirrors with memory, security approach lamps and integrated turn signals
Power rear quarter windows
Power liftgate
Rear View Camera
1st-row, 10-way power, heated and cooled leather-trimmed bucket seats, including power lumbar and recline with driver memory
Heated 2nd-row seats
Universal Garage Door Opener
Heavy-Duty Trailer Tow Package

Available Option Group

Limited Luxury Package: Navigation System, Rear-Seat DVD Entertainment System, power moonroof and 20" chrome-clad aluminum wheels + power-deployable running boards

Available Options

Air suspension with rear load leveling and message center¹⁰
20" chrome-clad aluminum wheels
3.73 non-limited slip rear axle (non-EL only)
2nd-row bucket seats with same trim as 1st-row seats
Control Trac 4-wheel-drive (4WD) system
Daytime running lamps
Navigation System with voice-activation, nearly 10-gigabyte hard drive, single-CD Premium Sound System and SIRIUS Travel Link services with 6-month subscription⁹
Power moonroof with mini-overhead console
Rear-Seat DVD Entertainment System
Rubber floor mats in 1st and 2nd rows



EXPEDITION KING RANCH®

Equipped with all standard Limited features, plus:

18" machined-aluminum wheels with King Ranch logo on center caps
Pueblo Gold lower bodyside moldings, wheel-lip moldings, bumpers and running boards
Chrome grille
King Ranch logo on front fender and liftgate
Chaparral leather trim on all 3 rows of seating, steering wheel insert, center console lid and door-panel inserts
1st-row heated and cooled seats with 10-way power driver seat, including power lumbar and recline with driver memory
Simulated wood trim on switch panels, floor console, shifter handle and instrument panel
Carpeted floor mats with embroidered King Ranch logo (1st and 2nd rows)

Available Option Group

King Ranch Luxury Package: Navigation System, Rear-Seat DVD Entertainment System, power moonroof and 20" chrome-clad aluminum wheels with King Ranch logo on center caps + power-deployable running boards

Available Options

Air suspension with rear load leveling and message center¹⁰
20" chrome-clad aluminum wheels with King Ranch logo on center caps
3.73 non-limited slip rear axle (non-EL only)
2nd-row bucket seats with same trim as 1st-row seats
Control Trac 4-wheel-drive (4WD) system
Daytime running lamps
Navigation System with voice-activation, nearly 10-gigabyte hard drive, single-CD Premium Sound System and SIRIUS Travel Link services with 6-month subscription⁹
Power-deployable running boards
Power moonroof with mini-overhead console
Rear-Seat DVD Entertainment System
Rubber floor mats in 1st and 2nd rows

New Vehicle Limited Warranty. We want your Ford Expedition or Expedition EL ownership experience to be the best it can be. So under this warranty, your new vehicle comes with 3-year/36,000-mile Bumper-to-Bumper Coverage, 5-year/60,000-mile Powertrain Warranty Coverage, 5-year/50,000-mile Safety Restraint Coverage, and 5-year/unlimited-mile Corrosion (Perforation) Coverage – all with no deductible. Please ask your Ford Dealer for a copy of this limited warranty.

Roadside Assistance. Covers your vehicle for 5 years or 60,000 miles, so you have the security of knowing that help may be only a phone call away should you run out of fuel, lock yourself out of the vehicle, or need towing. Your Ford Dealer can provide complete details on all of these advantages.

Ford Credit. Get the ride you want. Whether you plan to lease or finance, you'll find the choices that are right for you at Ford Credit. Ask your Ford Dealer for details or check us out at fordcredit.com.

Ford Extended Service Plan. For a purchase or lease, the Ford Extended Service Plan (ESP) gives you "Peace-of-Mind" protection designed to cover key vehicle components and protect you from the cost of unexpected repairs. Ask your dealer for a Ford ESP, the only service contract backed exclusively by Ford and honored at all Ford Lincoln Mercury dealerships.

Insurance Services. Get Ford Motor Company quality in your auto insurance. Our program offers industry-leading benefits and competitive rates. Call 1-877-367-3847, or visit us at fordvip.com for a no-obligation quote. Insurance offered by American Road Services Company (in CA, American Road Insurance Agency), a licensed agency and subsidiary of Ford Motor Company.

Comparisons based on 2009 competitive models (Full-Size SUV and Full-Size Extended-Length SUV classes), publicly available information and Ford certification data at time of printing. Some features discussed may be optional. Vehicles shown may contain optional equipment. Features shown may be offered only in combination with other options or subject to additional ordering requirements or limitations. Dimensions shown may vary due to optional features and/or production variability. Following publication of the catalog, certain changes in standard equipment, options and the like, or product delays may have occurred which would not be included in these pages. Your Ford Dealer is the best source for up-to-date information. Ford Division reserves the right to change product specifications at any time without incurring obligations.

¹Maximum weights shown are for properly equipped vehicles with required equipment and a 150-lb. driver. Weight of additional options, equipment, passengers and cargo must be deducted from this weight. For additional information, see your Ford Dealer. ²2009 EPA-estimated fuel economy. ³Always wear your safety belt and secure children in the rear seat. ⁴Requires Heavy-Duty Trailer Tow Package. ⁵Requires XLT Convenience Package. ⁶Requires XLT Convenience Package and 18" chrome-clad aluminum wheels. ⁷Requires power moonroof and Navigation System. ⁸Requires Eddie Bauer Convenience Package. ⁹Requires Rear-Seat DVD Entertainment System and heated and cooled front seats. ¹⁰Requires Luxury Package.

Microsoft is a registered trademark of Microsoft Corporation.

The Bluetooth word mark is a trademark of the Bluetooth SIG, Inc.

SIRIUS is a registered trademark of SIRIUS XM Radio Inc. Subscriptions governed by SIRIUS Terms and Conditions at siri.us.com/serviceterms.

Exterior COLORS




Royal Red Metallic



White Platinum Metallic Tri-Coat




Ingot Silver Metallic



Dark Blue Pearl Metallic



Sterling Grey Metallic



Oxford White



Tuxedo Black Metallic

	Interior Colors	
XLT		
Royal Red Metallic	●	●
Ingot Silver Metallic		●
Dark Blue Pearl Metallic	●	●
Sterling Grey Metallic		●
Oxford White	●	●
Tuxedo Black Metallic	●	●
Eddie Bauer®		
Royal Red Metallic	●	●
White Platinum Metallic Tri-Coat ¹	●	●
Dark Blue Pearl Metallic	●	●
Oxford White	●	●
Tuxedo Black Metallic	●	●
Limited		
Royal Red Metallic		●
White Platinum Metallic Tri-Coat ¹		●
Ingot Silver Metallic		●
Sterling Grey Metallic		●
Tuxedo Black Metallic		●
King Ranch®		
Royal Red Metallic		●
White Platinum Metallic Tri-Coat ¹		●
Dark Blue Pearl Metallic		●
Tuxedo Black Metallic		●
INTERIORS: ● Camel ● Stone ● Charcoal Black ● Chaparral		

¹Extra-cost option.

Interior COLORS



Cloth – Camel with Camel inserts
Standard on XLT




Leather – Camel
Optional on XLT, Standard on Eddie Bauer



Cloth – Stone with Stone inserts
Standard on XLT



Leather – Stone
Optional on XLT



Leather – Charcoal Black with Camel inserts
Standard on Eddie Bauer



Leather – Charcoal Black with perforated inserts
Standard on Limited



Leather – Stone with perforated inserts
Standard on Limited



Leather – Chaparral (Charcoal Black interior)
Standard on King Ranch

EXPEDITION Wheels

17" Aluminum
Standard on XLT



18" Machined-Aluminum
Standard on Eddie Bauer®



18" Bright-Machined Aluminum
Standard on Limited, Optional on XLT




18" Machined-Aluminum
with King Ranch® Center Cap
Standard on King Ranch



20" Chrome-Clad Aluminum
Optional on Eddie Bauer and Limited



20" Chrome-Clad Aluminum
with King Ranch Center Cap
Optional on King Ranch



THULE® Racks, Carriers and Cargo Holders¹



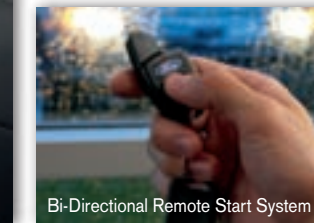
Cargo-Logic® System



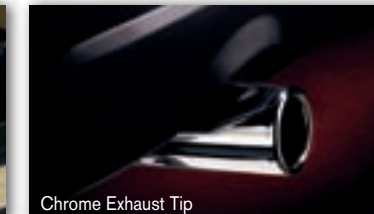
Interior Cargo Organizer



Dual INVISION™ DVD Headrests¹




Bi-Directional Remote Start System



Chrome Exhaust Tip



Front Illuminated Sill Plates



Katzkin® Leather Seat Covers¹



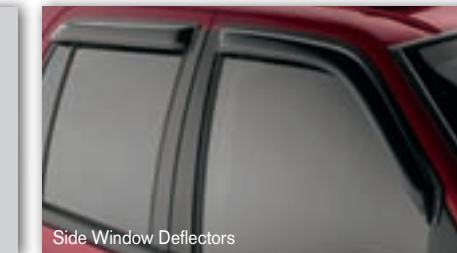
22" Chrome Wheels²



22" Chrome Wheels²



Garmin® Portable Navigation Systems¹



Side Window Deflectors



Trailer Hitch Balls/Draw Bars



All-Weather Floor Mats

FORD CUSTOM Accessories

Also available:

- Interior Lighting Kit
- SmartAlert™ GPS Tracking and Recovery¹
- Vehicle Security System
- Hood Deflector
- Moonroof Deflector
- Interior Cargo Area Protector
- Roof Crossbars
- EchoMaster® HitchScan™ Rear Park Assist Sensor and Hitch Step¹
- Sportz® SUV Tent¹
- Wheel Locks
- Wiper Shaker De-Icer and Debris Cleaner¹
- Splash Guards

¹Ford Licensed Accessories.
²Additional components required. See dealer for details.
Garmin is a registered trademark of Garmin Ltd.

To learn more about Ford Custom Accessories and to buy them online, visit fordaccessories.com.

Genuine Ford Accessories will be warranted for whichever provides you the greatest benefit: 12 months or 12,000 miles (whichever occurs first), or the remainder of your Bumper-to-Bumper 3-year/36,000-mile New Vehicle Limited Warranty. Contact your local Ford Dealer for details and a copy of the limited warranty. Ford Licensed Accessories (FLA) are warranted by the accessory manufacturer's warranty. Contact your Ford Dealer for details regarding the manufacturer's limited warranty and/or a copy of the FLA product limited warranty offered by the accessory manufacturer.

