



Go Further



Mechanical

- 5.4L 3-valve V8 FFV engine
- 6-speed automatic transmission with tow/haul mode
- 4-wheel independent suspension with coil-over shocks – Front: double-wishbone, short- and long-arm (SLA) design; rear: multilink design
- 4-wheel power disc brakes with Anti-Lock Brake System (ABS), brake assist and electronic brakeforce distribution (EBD)
- 28-gal. fuel tank capacity (33.5-gal. on Expedition EL)
- Easy Fuel® capless fuel filler
- Front skid plate (4x2 only)
- Full-size spare tire
- Non-limited-slip rear axle – 3.31 ratio (Expedition only); 3.73 ratio (Expedition EL only)
- Variable-assist, power rack-and-pinion steering

Seating

- 1st-row bucket seats
- 2nd-row 40/20/40 split-fold seat with CenterSlide® (slide-forward feature for center section); reclines and folds flat to floor in cargo mode
- 3rd-row 60/40 split-fold-flat-to-floor bench seat

Interior

- Air conditioning
- Analog instrumentation with voltmeter, speedometer/odometer and tachometer, and oil pressure, water temperature and fuel gauges
- Assist handles (2 in 1st row, 2 in 2nd row and 1 for liftgate)
- Auto-dimming rearview mirror
- Auxiliary audio input jack
- Auxiliary rear climate control
- Cargo Management System (Expedition EL only)
- Carpeted floor mats in 1st and 2nd rows
- Cruise control
- Cupholders (9)
- Dual-blade sun visors with illuminated vanity mirrors
- Floor console with storage bin, coin holder, 2 headphone jacks, 4 cupholders, 2 powerpoints, auxiliary rear audio and climate controls, and pen holder
- Front door-trim panels with map pockets and cupholders
- Leather-wrapped steering wheel
- Overhead console with map lights, single sunglasses holder and conversation mirror (plus rear quarter window switches, if equipped)
- Power door locks
- Powerpoints (3)
- Power windows with one-touch-up/-down driver's side window feature
- Rear floor air vents
- SiriusXM Satellite Radio with 6-month trial subscription
- Tilt steering column

Exterior

- Automatic headlamps with rainlamp
- Chrome door and liftgate handles
- Class IV trailer tow receiver with 4-pin connector
- Concealed antenna in rear quarter glass
- Fog lamps
- Front tow hooks (4x4 only)
- Liftgate with flip-up glass
- Privacy glass (rear doors, rear quarter windows and rear window)
- Rear-window defroster
- SecuriCode™ keyless entry keypad
- Windshield wipers – Front: speed-sensitive, 7-speed variable-intermittent; rear: 2-speed intermittent with washer

Safety & Security

- 3-point safety belts for all seating positions
- AdvanceTrac® with RSC® (Roll Stability Control™)
- Belt-Minder® front safety belt reminder
- Child-safety rear door locks
- Dual-stage front airbags¹; safety belt pretensioners, safety belt energy-management retractors, safety belt usage sensors, driver's seat position sensor, crash severity sensor and restraint control module
- Front-seat side airbags¹
- Height-adjustable shoulder belts for 1st row
- LATCH – Lower Anchors and Tether Anchors for Children on rear-outboard seat positions
- MyKey®
- Perimeter alarm
- Safety Canopy® System with 3-row side-curtain airbags¹ and rollover sensor
- SecuriLock® Passive Anti-Theft System
- Side-intrusion door beams
- SOS Post-Crash Alert System™
- Tire Pressure Monitoring System (excludes spare)
- Trailer sway control

XL

Equipment Group 101A
Includes all standard features, plus:

Seating

- 1st-row bucket seats with 2-way adjustable head restraints and 6-way power driver's seat with manual lumbar
- Cloth seats

Interior

Premium Sound System with single-CD player, MP3 capability and 6 speakers

Exterior

- 17" aluminum wheels (non-EL)
- 18" machined aluminum wheels (EL)
- Black lower bodyside moldings and bumpers
- Black, power, heated sideview mirrors with blind spot mirrors and security approach lamps
- Black roof-rack side rails with crossbars
- Black running boards
- Chrome grille
- Dual reflector headlamps

XLT

Equipment Group 200A
Includes select XL features, plus:

Interior

- Ford SYNC® voice-activated, in-vehicle connectivity system
- Message center
- Power-adjustable pedals
- Power rear quarter windows
- Steering wheel-mounted audio controls
- Universal garage door opener

Exterior

- 18" machined aluminum wheels
- Body-color lower bodyside moldings, wheel-lip moldings and bumpers
- Chrome exhaust tip
- Reverse Sensing System

Horsepower, Torque & EPA-Estimated Fuel Economy

5.4L 3V V8 FFV Engine	Horsepower: 310 @ 5,100 rpm	Torque (lb.-ft.): 365 @ 3,600 rpm
6-speed automatic		
4x2	14 city/20 hwy/16 combined mpg	
4x4	13 city/18 hwy/15 combined mpg	

¹Always wear your safety belt and secure children in the rear seat.

Comparisons based on 2011 competitive models (class is Extended Utilities), publicly available information and Ford certification data at time of release. Some features discussed may be optional. Vehicles shown may contain optional equipment. Features shown may be offered only in combination with other options or subject to additional ordering requirements or limitations. Dimensions shown may vary due to optional features and/or production variability. Following release of the PDF, certain changes in standard equipment, options and the like, or product delays may have occurred which would not be included in these pages. Your Ford Dealer is the best source for up-to-date information. Ford Division reserves the right to change product specifications at any time without incurring obligations.



EXPEDITION+EL Specifications | Standard Features



XLT Premium

Equipment Group 201A
Includes select XLT features, plus:

Seating

1st-row bucket seats with 10-way power-adjustable driver's seat, including power lumbar and memory, and 6-way power front-passenger seat

Leather-trimmed 1st- and 2nd-row seating

PowerFold® 3rd-row seat

Interior

110-volt power outlet

Dual-zone electronic automatic temperature control

Leather-wrapped shift knob

Power-adjustable pedals with memory

Premium Sound System with single-CD player, MP3 capability and 7 speakers (including a subwoofer) with 340 watts

Woodgrain trim interior accents

Exterior

Black, power, heated sideview mirrors with blind spot mirrors, security approach lamps, signal and memory

Pale Adobe lower bodyside moldings, wheel-lip moldings, bumpers and running boards

Power liftgate

Rain-sensing wipers

Rear view camera



Limited

Equipment Group 300A
Includes select XLT Premium features, plus:

Mechanical

Heavy-Duty Trailer Tow Package includes Class IV hitch receiver, 7- and 4-pin connectors, heavy-duty auxiliary transmission oil cooler, heavy-duty radiator and electronic brake wiring kit

Seating

1st-row, 10-way power-adjustable, heated and cooled bucket seats, including power lumbar and recline with driver's memory

Heated 2nd-row seats

Perforated leather-trimmed 1st- and 2nd-row seating

Interior

Leather-wrapped steering wheel with olive ash black woodgrain insert

Exterior

Body-color, power-adjustable/-folding, heated sideview mirrors with auto-dimming driver's side, memory, blind spot mirrors, security approach lamps and integrated turn signal indicators

Body-color lower bodyside moldings, wheel-lip moldings and running boards

Complex-Reflector System headlamps with blackout treatment

Chrome roof-rack side rails with Black crossbars

Front park assist



King Ranch®

Equipment Group 400A
Includes select Limited features, plus:

Seating

Chaparral leather trim on all 3 rows of seating

Interior

1st- and 2nd-row carpeted floor mats with embroidered King Ranch logo

Chaparral leather trim on steering wheel insert, center console lid and door-panel inserts

Woodgrain trim on center console, switch panels and instrument panel

Exterior

Black roof-rack side rails with crossbars

Dual reflector headlamps

King Ranch logo on front fender and liftgate

Pale Adobe lower bodyside moldings, wheel-lip moldings, bumpers and running boards

Exterior Dimensions	Expedition/EL 4x2 (4x4)
Wheelbase	119.0"/131.0"
Length	206.5"/221.3"
Height – Including options	77.2"/77.7" (78.3")
Width – Excluding mirrors	78.8"
Width – Including mirrors	91.8"
Width – Mirrors folded	79.7"
Min. running ground clearance	8.7"
Liftover height	34.4"/35.3" (35.9")
Overhang – Front	39.2"
Overhang – Rear	48.3"/51.1"
Ramp breakover angle	18.4° (18.3°)/17.6° (18.7°)
Angle of approach	22.8° (22.6°)/23.1° (24.1°)
Angle of departure	21.4° (21.5°)/20.1° (20.9°)

Interior Dimensions	Expedition/EL
1st Row	
Head room	39.6"/39.5"
Shoulder room	63.2"
Leg room	41.1"
2nd Row	
Head room	39.8"/39.7"
Shoulder room	63.7"
Leg room	39.1"
3rd Row (if equipped)	
Head room	38.3"/38.0"
Shoulder room	51.9"/67.1"
Leg room	37.7"

Cargo Volume (cu. ft.)	Expedition/EL
Maximum cargo volume	108.3/130.8
Behind 2nd row	55.0/85.5
Behind 3rd row	18.6/42.6
Maximum Loaded Trailer Weight (lbs.)¹	
3.31 axle ratio	
4x2 Class IV	9,200/–
4x4 Class IV	9,000/–
3.73 axle ratio	
4x2 Class IV	9,200/8,900
4x4 Class IV	9,000/8,700

¹Maximum weights shown are for properly equipped vehicles with required equipment and a 150-lb. driver. Weight of additional options, equipment, passengers and cargo must be deducted from this weight. For additional information, see your Ford Dealer.

Dimensions may vary by trim level. Cargo and load capacity limited by weight and weight distribution. King Ranch is a registered trademark of King Ranch, Inc. iPod is a registered trademark of Apple Inc. All rights reserved. Sirius U.S. Satellite Service available in the 48 contiguous U.S.A. and D.C. Sirius, XM and all related marks and logos are trademarks of Sirius XM Radio Inc. Microsoft is a registered trademark of Microsoft Corporation. THULE is a registered trademark of Thule Sweden AB. INVISION is a trademark of Audiovox Corporation. Power Code is a trademark of Code Systems, Inc. HD Radio is a proprietary trademark of iBiquity Digital Corp.





XLT. Stone leather trim. Available equipment. | XLT. Power rear-quarter windows. | All-weather floor mats in 1st and 2nd rows. | XLT. Ford SYNC. | XLT. Power-adjustable pedals.



¹Available feature.

XL

Available Package

Heavy-Duty Trailer Tow Package includes Class IV hitch receiver, 7- and 4-pin connectors, heavy-duty auxiliary transmission oil cooler, heavy-duty radiator and electronic brake wiring kit

Available Options

3.73 non-limited-slip rear axle (non-EL only)

All-weather floor mats in 1st and 2nd rows

Control Trac® 4-Wheel-Drive (4WD) System

Dual head restraint DVD by INVISION™¹

Ford SYNC® voice-activated, in-vehicle connectivity system

Power Code™ Remote Start System (requires SYNC)

XLT

Available Packages

Heavy-Duty Trailer Tow Package

Leather Seating Package includes leather-trimmed 1st- and 2nd-row seats, 10-way power driver's seat, 6-way power front-passenger seat and PowerFold® 3rd-row seat

Available Options

3.73 non-limited-slip rear axle (non-EL only)

All-weather floor mats in 1st and 2nd rows

Control Trac 4-Wheel-Drive (4WD) System

Dual head restraint DVD by INVISION¹

Power Code Remote Start System

Power moonroof

Exteriors

XL


Oxford White	1
Ingot Silver Metallic	1
Sterling Gray Metallic	1
Autumn Red Metallic	1
Dark Blue Pearl Metallic	1
Black	1

XLT

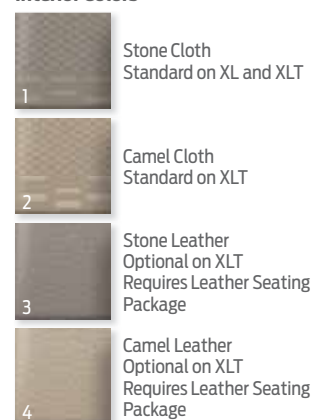
Oxford White	1	2	3	4
Ingot Silver Metallic	1		3	
Sterling Gray Metallic	1		3	
Autumn Red Metallic	1	2	3	4
Dark Blue Pearl Metallic	1	2	3	4
Black	1	2	3	4

Interiors

Exterior Colors



Interior Colors



17" Aluminum
Standard on XL
Optional on XL (EL), XLT and XLT (EL)



18" Machined Aluminum
Standard on XL (EL) and XLT



XLT. Dark Blue Pearl Metallic. Available equipment.

¹Ford Licensed Accessory.

Colors are representative only. See your dealer for actual paint/trim options.





Charcoal Black leather trim. Silver Smoke perforated inserts. Sport Appearance Package¹. Available equipment. | PowerFold[®] 3rd-row seat.
| 110-volt power outlet. | Rear view camera. Navigation System¹.



¹Available feature.

XLT Premium | Specifications

Available Equipment Groups

Equipment Group 202A – Heated and cooled front seats with 10-way power passenger seat + **Heavy-Duty Trailer Tow Package** includes Class IV hitch receiver, 7- and 4-pin connectors, heavy-duty auxiliary transmission oil cooler, heavy-duty radiator and electronic brake wiring kit
 Equipment Group 203A – Includes content of 202A + power moonroof

Available Packages

Heavy-Duty Trailer Tow Package

Sport Appearance Package includes body-color grille, blacked-out headlamps, Sterling Gray lower accents, black running boards, black interior trim accents and Charcoal Black leather-trimmed seats with Silver Smoke perforated inserts (requires 202A or 203A)

Available Options

- 2nd-row bucket seats
- 3.73 non-limited-slip rear axle (non-EL only)
- All-weather floor mats in 1st and 2nd rows
- Control Trac® 4-Wheel-Drive (4WD) System
- Dual head restraint DVD by INVISION™¹
- Heated and cooled front seats with 10-way power passenger seat
- Heated 2nd-row seats
- Power Code™ Remote Start System
- Power-deployable running boards (requires 203A)
- Power moonroof
- Rear load-leveling air suspension (requires 203A)
- Voice-activated Navigation System with nearly 10-gigabyte hard drive, single-disc Premium Sound System, HD Radio™ Technology, and SiriusXM Traffic and Travel Link with 6-month trial subscription (requires 202A or 203A)

Exteriors

White Platinum Metallic Tri-coat ²	1	2
Oxford White	1	
Ingot Silver Metallic		2
Golden Bronze Metallic	1	
Autumn Red Metallic	1	
Dark Blue Pearl Metallic	1	2
Black	1	2

Interiors



18" Machined Aluminum Standard



17" Aluminum
Optional on XLT Premium and XLT Premium (EL)

Exterior Colors

	White Platinum Metallic Tri-coat
	Oxford White
	Ingot Silver Metallic
	Golden Bronze Metallic
	Autumn Red Metallic
	Dark Blue Pearl Metallic
	Black

Interior Colors

	Camel Leather Standard
	Charcoal Black Leather with Silver Smoke Perforated Inserts Requires Sport Appearance Package



EL. Black. Sport Appearance Package.³ Available equipment. | EL. Black. Available equipment.

¹Ford Licensed Accessory. ²Additional charge. ³Available feature.

Colors are representative only. See your dealer for actual paint/trim options.





Charcoal Black leather trim with perforated inserts. Available equipment. | Heated 2nd-row seats. | 10-way power-adjustable, heated and cooled 1st-row bucket seats. | 2nd-row bucket seats.¹ | Dual head restraint DVD by INVISION.^{TM 1,2}



¹Available feature. ²Ford Licensed Accessory.

Limited | Specifications

Available Equipment Group

Equipment Group 301A – Power moonroof + power-deployable running boards

Available Options

20" polished aluminum wheels
 3.73 non-limited-slip rear axle (non-EL only)
 2nd-row bucket seats
 All-weather floor mats in 1st and 2nd rows
 Control Trac® 4-Wheel-Drive (4WD) System
 Dual head restraint DVD by INVISION™¹
 Power Code™ Remote Start System
 Power-deployable running boards
 Power moonroof
 Rear load-leveling air suspension (requires 301A)
 Voice-activated Navigation System with nearly 10-gigabyte hard drive, single-disc Premium Sound System, HD Radio™ Technology, and SiriusXM Traffic and Travel Link with 6-month trial subscription

Exteriors

	1	2
White Platinum Metallic Tri-coat ²	1	2
Ingot Silver Metallic	1	2
Sterling Gray Metallic	1	2
Autumn Red Metallic	1	2
Black	1	2

Interiors



18" Machined Aluminum Standard

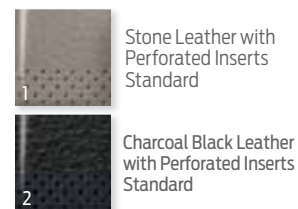


20" Polished Aluminum Optional

Exterior Colors



Interior Colors



EL. Sterling Gray Metallic. Available equipment.

¹Ford Licensed Accessory. ²Additional charge.

Colors are representative only. See your dealer for actual paint/trim options.





Chaparral leather trim with perforated inserts. Available equipment. | Chaparral leather trim with perforated inserts. 2nd-row bucket seats! Available equipment. | 1st- and 2nd-row carpeted floor mats. | Front fender and liftgate logos.



Go Further

¹Available feature.

King Ranch® | Specifications

Available Equipment Group

Equipment Group 401A – Power moonroof + power-deployable running boards

Available Options

20" premium painted aluminum wheels with King Ranch center caps

3.73 non-limited-slip rear axle (non-EL only)

2nd-row bucket seats

All-weather floor mats in 1st and 2nd rows

Control Trac® 4-Wheel-Drive (4WD) System

Dual head restraint DVD by INVISION™¹

Power Code™ Remote Start System

Power moonroof

Power-deployable running boards

Rear load-leveling air suspension (requires 401A)

Voice-activated Navigation System with nearly 10-gigabyte hard drive, single-disc Premium Sound System, HD Radio™ Technology, and SiriusXM Traffic and Travel Link with 6-month trial subscription

Exteriors

White Platinum Metallic Tri-coat²

Golden Bronze Metallic

Autumn Red Metallic

Dark Blue Pearl Metallic

Black

Interior

1

1

1

1

1


Exterior Colors



White Platinum Metallic Tri-coat



Golden Bronze Metallic



Autumn Red Metallic



Dark Blue Pearl Metallic



Black

Interior Color



Chaparral Leather with Perforated Inserts Standard



18" Machined Aluminum with King Ranch Center Caps Standard



20" Premium Painted Aluminum with King Ranch Center Caps Optional



Golden Bronze Metallic. Available equipment.

¹Ford Licensed Accessory. ²Additional charge.

Colors are representative only. See your dealer for actual paint/trim options.



2012 EXPEDITION+EL ford.com



QUALITY, GREEN, SAFE AND SMART.

ford.com

New Vehicle Limited Warranty. We want your Ford Expedition or Expedition EL ownership experience to be the best it can be. Under this warranty, your new vehicle comes with 3-year/36,000-mile bumper-to-bumper coverage, 5-year/60,000-mile Powertrain Warranty coverage, 5-year/50,000-mile safety restraint coverage, and 5-year/unlimited-mile corrosion (perforation) coverage – all with no deductible. Please ask your Ford Dealer for a copy of this limited warranty. □ **Roadside Assistance.** Covers your vehicle for 5 years or 60,000 miles, so you have the security of knowing that help may be only a phone call away should you run out of fuel, lock yourself out of the vehicle or need towing. Your Ford Dealer can provide complete details on all of these advantages. □ **Ford Credit.** Get the ride you want. Whether you plan to lease or finance, you'll find the choices that are right for you at Ford Credit. Ask your Ford Dealer for details or check us out at fordcredit.com. □ **Ford Extended Service Plan.** For a purchase or lease, the Ford Extended Service Plan (ESP) gives you "Peace-of-Mind" protection designed to cover key vehicle components and protect you from the cost of unexpected repairs. Ask your dealer for a Ford ESP, the only service contract backed exclusively by Ford and honored at all Ford Lincoln dealerships. □ **Insurance Services.** Get Ford Motor Company quality in your auto insurance. Our program offers industry-leading benefits and competitive rates. Call 1-877-367-3847, or visit us at fordvip.com for a no-obligation quote. Insurance offered by American Road Services Company (in CA, American Road Insurance Agency), a licensed agency and subsidiary of Ford Motor Company. □ **Genuine Ford Accessories** will be warranted for whichever provides you the greatest benefit: 12 months or 12,000 miles (whichever occurs first), or the remainder of your Bumper-to-Bumper 3-year/36,000-mile New Vehicle Limited Warranty. Ford Licensed Accessories (FLA) are warranted by the accessory manufacturer's warranty. FLA are fully designed and developed by the accessory manufacturer and have not been designed or tested to Ford Motor Company engineering requirements. Contact your Ford Dealer for details and/or a copy of all limited warranties.

