



2015
EXPEDITION+EL



Go Further

Go all in.



Click to see more of the
new Expedition out there.



Empowers you like never before.

The 2015 Expedition and Expedition EL impress with sophisticated new exterior and interior styling, and a whole lot more. Featuring room for up to 8 and a wide array of new technologies, this Expedition lineup is designed to put you firmly in charge of every journey.

The most powerful and fuel-efficient Expedition ever¹ offers up to 22 highway mpg¹ thanks to its new state-of-the-art 3.5L EcoBoost[®] twin-turbocharged direct-injection engine and 6-speed SelectShift[®] automatic transmission.

With 55 more hp and 55 more lb.-ft. of torque than the outgoing engine, the EcoBoost contributes to more confident acceleration and passing performance, even while you're towing up to a best-in-class 9,200 lbs.²

Already proven in extensive durability testing equivalent to 10 years of use in harsh environments, as well as in real-world use on our popular F-150 pickup, the 3.5L EcoBoost engine empowers the new Expedition to take you and your active family further.



420 LB.-FT. | 365 HP



**CLASS-BEST
MAX. TOWING**  **9,200 LBS.²**

Limited EL. Ruby Red Tinted Clearcoat Metallic. Available equipment.

¹Standard 3.5L EcoBoost V6 engine with 365 hp and 420 lb.-ft. of torque. EPA-estimated rating of 16 city/22 hwy/18 combined mpg. Expedition 4x2. Actual mileage will vary. ²Class is Extended Utilities. When properly equipped.

2015 **EXPEDITION**
ford.com





Advances your adventures.

Ready to turn your family's dream trip into a reality? So is the 2015 Expedition. Best-in-class 9,200-lb. towing capacity¹ and standard trailer sway control are just the beginning. With class-exclusive features like a mechanical rear load leveling suspension² and the progressive range select mode on its new 6-speed SelectShift[®] automatic transmission, the new Expedition takes your travels to a whole new level.

When starting up an incline, whether in Drive or Reverse, new hill start assist helps by momentarily maintaining brake pressure until the engine delivers enough torque to move you uphill.

To further ease trailering, our integrated trailer brake controller² balances the performance of the vehicle's brakes and your electric trailer brakes.³ Center and distance guidelines on our full-color rear view camera display (shown at left on the new MyFord Touch^{®2} screen) can help you align with hitches.

A class-exclusive new off-road display on the vibrant 4.2" color LCD screen empowers you with key information including the vehicle's pitch angle, bank angle and wheel direction.

For increased off-road confidence, Expedition 4x4s² get new Hill Descent Control,[™] which helps maintain the vehicle's speed on steep declines, so you can concentrate on maneuvering.



2015 EXPEDITION
ford.com

¹When properly equipped. ²Available feature. ³Trailer brake controller verified to be compatible with electrically actuated drum brakes and certain electric-over-hydraulic brake systems. See your Ford Dealer for details.

Responds to your commands.

Voice-activated Ford SYNC^{®1} with 911 Assist[®] delivers hands-free calls, Bluetooth[®]-streaming music and more with simple voice commands. Once paired, it can download contacts and play music from your smartphone. It can also access your MP3 player, USB or iPod.[®] Just touch a button on the steering wheel and say things like "Call: Jamie at home" or "Play playlist: Vacation." SYNC AppLink^{™2} lets you control Pandora,[®] iHeartAuto,[™] the SiriusXM[®] App and other select apps by voice, too. SYNC. Say the word.



Add an 8" color LCD touch screen and much more when you opt for SYNC with MyFord Touch.^{®1,3} New on Expedition for 2015, this voice-activated system also includes knobs and buttons below the 8" screen. With HD Radio[™] Technology,³ simply touch the TAG shopping cart icon while a new favorite is playing and purchase it later with iTunes[®] tagging.



SiriusXM Satellite Radio lets you enjoy commercial-free music, plus sports, news, entertainment, and every premium channel with your 6-month All Access trial subscription.⁴ The voice-activated Navigation System³ also includes a 5-year subscription to SiriusXM Traffic and Travel Link[®] services.³ These features provide detailed traffic information on accidents, construction, and road closures, plus local and national weather forecasts, fuel prices and more.



Platinum. Brunello luxury leather trim. SYNC with MyFord Touch. Available equipment.

¹Driving while distracted can result in loss of vehicle control. Only use SYNC/MyFord Touch/other devices, even with voice commands, when it is safe to do so. Some features may be locked out while the vehicle is in gear. Not all features are compatible with all phones. ²SYNC AppLink is available on select models and compatible with select smartphone platforms. SYNC AppLink is not compatible with MyFord Touch. Commands may vary by phone and AppLink software. ³Available feature. ⁴Trial subscription also includes access to SiriusXM Internet Radio on your computer, smartphone or tablet. Satellite and Internet Radio lineups vary slightly.

2015 EXPEDITION
ford.com





Rewards your party of 8.

Restyled outside and in, the new Expedition lineup comfortably supports your family and friends from one memory-making destination to the next. Heated and cooled 1st-row seats,² heated 2nd-row seats,² and luxurious leather trim² are all standard on Limited, King Ranch[®] and Platinum. Choose the standard 2nd-row 40/20/40 split-fold seat with CenterSlide[®] functionality and reclining seat backs. Or go for roomy 2nd-row bucket seats² with a pass-through to the 3rd row. Either way, your 3rd-row riders will enjoy best-in-class leg room.

Best-in-class max. cargo space of 130.8 cu. ft.³ (Expedition EL) and a flat load floor are easy to access with the power liftgate.²

Our PowerFold[®] 3rd-row seat² operates with push-button ease, allowing you to quickly switch from carrying people to transporting cargo and back again.

Pack more into Expedition EL thanks to its 42.6 cu. ft. of cargo space behind the 3rd row – the most of any vehicle in its class – and an adjustable Cargo Management System that can help you keep it organized.

Platinum EL. Brunello luxury leather trim.

¹Cargo volume behind 3rd-row seat compared to regular length Expedition. ²Available feature. ³Behind 1st-row seats with the 2nd- and 3rd-row seats folded flat.

2015 **EXPEDITION**
ford.com



Puts you firmly in charge.

You're always thinking ahead. Assessing the scene. Ready to adapt. Much like the advanced technology engineered into the new Expedition. It's designed with the goal of empowering you to live larger, sharing the best of life with your family and friends. And doing it all with confidence.

Enjoy its improved steering feel thanks to new electric power-assisted steering, which helps correct for road irregularities and smooths out minor vibrations.

Customize its suspension performance by setting the new continuously controlled damping¹ (CCD) to any of 3 drive modes (Normal, Comfort, Sport). Choose "Comfort" for a softer ride, or "Sport" for a more nimble, responsive driving experience. CCD is paired with new 22" polished aluminum wheels¹ on Limited, King Ranch[®] and Platinum.

Stay alert to traffic detected in blind spots as you drive forward, or traffic nearing either side of the vehicle as you slowly back up, thanks to our BLIS[®] (Blind Spot Information System) with cross-traffic alert.^{1,2} New to Expedition this year, it helps warn you using lights embedded in the sideview mirrors.³

Add to your peace of mind with the knowledge that AdvanceTrac[®] with RSC[®] (Roll Stability Control[™]) is standard on every Expedition. Beneficial on all surfaces and in various weather conditions, it helps you avoid skidding and fishtailing.⁴ For a comprehensive list of Safety & Security features, please turn the page.

REVERSE &
FORWARD¹



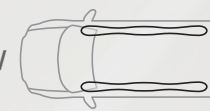
SENSORS

ROLL



STABILITY

3-ROW



SAFETY CANOPY

Platinum. Magnetic. Available equipment.

¹Available feature. ²Driver-assist features are supplemental and do not replace the driver's judgment. ³BLIS replaces standard integrated blind spot mirrors. ⁴Remember that even advanced technology cannot overcome the laws of physics. It's always possible to lose control of a vehicle due to inappropriate driver input for the conditions.

2015 EXPEDITION
ford.com



Expedition+EL Specifications



Engines/EPA-Estimated Ratings & Dimensions

3.5L EcoBoost® V6	
365 hp @ 5,000 rpm	
420 lb.-ft. of torque @ 2,250 rpm	
6-speed SelectShift® automatic	
Expedition	
4x2	16 city/22 hwy/18 combined mpg
4x4	15 city/20 hwy/17 combined mpg
Expedition EL	
4x2	15 city/21 hwy/17 combined mpg
4x4	14 city/20 hwy/16 combined mpg
Exterior	
	Expedition/EL 4x2 (4x4)
Wheelbase	119.0"/131.0"
Length	206.0"/220.8"
Height – Excluding options	77.2"/77.7" (78.3")
Width – Excluding mirrors	78.8"
Width – Including mirrors	91.8"
Width – Mirrors folded	79.7"
Minimum running ground clearance	8.3" (8.0")
Liftover height	34.1" (34.0")/34.1"
Overhang – Front	38.8"
Overhang – Rear	48.3"/51.1"
Ramp breakover angle	18.5° (16.8°)/16.2° (15.7°)
Angle of approach	22.4° (22.2°)/22.5° (22.5°)
Angle of departure	21.8° (21.7°)/20.4° (20.3°)

Interior	Expedition/EL
1st Row	
Head room	39.6"/39.5"
Shoulder room	63.2"
Leg room (max.)	43.0"
2nd Row	
Head room	39.8"/39.7"
Shoulder room	63.7"
Leg room	39.1"
3rd Row	
Head room	38.3"/38.0"
Shoulder room	51.9"/67.1"
Leg room	37.7"
Capacities (cu. ft.)	
	Expedition/EL
Passenger volume	160.3/168.3
Cargo volume behind 1st row	108.3/130.8
Cargo volume behind 2nd row	55.0/85.5
Cargo volume behind 3rd row	18.6/42.6
Fuel tank (gal.)	28.0/33.5
Maximum Loaded Trailer Weight (lbs.)¹	
4x2 Class IV	9,200/9,200
4x4 Class IV	9,200/9,100

Standard Features

Mechanical

3.5L EcoBoost V6 engine
6-speed SelectShift automatic transmission with progressive range select
4-wheel independent suspension
4-wheel power disc brakes with Anti-Lock Brake System (ABS)
28.0-gal. fuel tank capacity (33.5-gal. on Expedition EL)
Easy Fuel® capless fuel filler
Electric power-assisted steering
Front skid plate (4x2 only)
Full-size spare wheel and tire
Hill start assist
Non-limited-slip rear axle – 3.15:1 ratio (Expedition 4x2 only); 3.31:1 ratio (Expedition 4x4 and Expedition EL 4x2 only); 3.73:1 ratio (Expedition EL 4x4 only)
Rear-wheel drive (RWD)

Seating

1st-row bucket seats
2nd-row 40/20/40 split-fold seat with CenterSlide® (slide-forward feature for center section); reclines and folds flat to floor in cargo mode

Interior

Assist handles (2 in 1st row, 2 in 2nd row and 1 for liftgate)
Auto-dimming rearview mirror
Auxiliary audio input jack
Auxiliary rear climate control
Cargo Management System (Expedition EL only)
Carpeted floor mats in 1st and 2nd rows
Cruise control
Cupholders (9)
Floor console with storage bin, coin holder, 4 cupholders, 2 powerpoints, auxiliary rear audio and climate controls, and pen holder
Leather-wrapped steering wheel
Overhead console with map lights, single sunglasses holder, conversation mirror and rear quarter window switches
Power door locks
Power rear quarter windows
Power windows with one-touch-up/-down driver's side window feature
Powerpoints (3)
Rear floor air vents
Rear view camera

SiriusXM® Satellite Radio with 6-month trial subscription
Steering wheel-mounted audio controls
Sun visors with illuminated vanity mirrors
Truck Apps
Universal garage door opener

Exterior

Automatic headlamps with rainlamp feature
Bright exhaust tip
Chrome door handles
Class IV trailer tow receiver with 4-pin connector
Front tow hooks (4x4 only)
LED fog lamps
Privacy glass (rear doors, rear quarter windows and liftgate window)
Reverse Sensing System
SecuriCode™ keyless entry keypad
Windshield wipers – Front: 2-speed variable-intermittent; rear: 2-speed intermittent with washer

Safety & Security

3-point safety belts for all seating positions
AdvanceTrac® with RSC® (Roll Stability Control™)
Belt-Minder® front safety belt reminder
Child-safety rear door locks
Dual-stage front airbags ² ; safety belt pretensioners, safety belt energy-management retractors, safety belt usage sensors, driver's seat position sensor, crash severity sensor and restraint control module
Front-seat side airbags ²
Height-adjustable shoulder safety belts for 1st row
LATCH – Lower Anchors and Tether Anchors for Children on rear-outboard seat positions
MyKey®
Perimeter alarm
Safety Canopy® System with 3-row side-curtain airbags ² and rollover sensor
SecuriLock® Passive Anti-Theft System
Side-intrusion door beams
SOS Post-Crash Alert System™
Tire Pressure Monitoring System (excludes spare)
Trailer sway control

Dimensions may vary by trim level. Cargo and load capacity limited by weight and weight distribution. ¹Maximum weights shown are for properly equipped vehicles with required equipment and a 150-lb. driver. Weight of additional options, equipment, passengers and cargo must be deducted from this weight. For additional information, see your Ford Dealer. ²Always wear your safety belt and secure children in the rear seat.

2015 EXPEDITION
ford.com





Ebony leather trim.¹ Available equipment.

Class IV trailer tow receiver. Full-size spare wheel and tire.

CenterSlide[®] 2nd-row seat. Ebony leather trim.¹

110-volt power outlet.¹ Auxiliary rear climate and heated 2nd-row seat¹ controls.

Power moonroof.¹



18" Bright-Machined Aluminum with Magnetic-Painted Pockets
Standard



20" Bright-Machined Aluminum with Magnetic-Painted Windows
Available

XLT

Equipment Group 200A

Includes all standard features, plus:

Seating

1st-row bucket seats with 2-way adjustable head restraints and 6-way power driver's seat with manual lumbar

3rd-row 60/40 split-fold-flat-to-floor bench seat

Cloth seats

Interior

Ford SYNC[®] voice-activated, in-vehicle connectivity system with 4.2" color LCD displays in instrument cluster and center stack, and media hub with auxiliary audio input jack and USB port

Manual-tilt/-telescoping steering column

Power-adjustable pedals

Premium Sound System with single-CD player, MP3 capability and 6 speakers

Single-zone electronic automatic temperature control

Exterior

18" bright-machined aluminum wheels with Magnetic-painted pockets

Black, power, heated sideview mirrors with blind spot mirrors and security approach lamps

Black roof-rack side rails with black crossbars

Black running boards

Body-color lower bodyside moldings, wheel-lip moldings and bumpers

Chrome grille bars with Magnetic-painted accents

Chrome liftgate appliqué with Magnetic-painted accent bar

Quad-reflector headlamps with blackout treatment

Available Equipment Groups

Equipment Group 201A – 1st-row bucket seats with 10-way power driver's seat, including power lumbar + 6-way power front-passenger seat + leather-trimmed 1st- and 2nd-row seats + PowerFold[®] 3rd-row seat + power liftgate

Equipment Group 202A – Includes select content of 201A + heated and cooled front seats with 10-way power passenger seat + leather trim with perforated inserts on 1st- and 2nd-row seats + power-tilt/-telescoping steering column + memory feature for driver's seat, power-adjustable pedals, steering column and sideview mirrors + Remote Start System + dual-zone electronic automatic temperature control + SYNC with MyFord Touch[®] with 8" color LCD touch screen in center stack, two 4.2" color LCD configurable displays in instrument cluster, and media hub with 2 USB ports, SD card reader and audio input jack + Audio System from Sony[®] with subwoofer + leather-wrapped shift knob + 110-volt power outlet + ambient lighting + integrated sideview mirror turn signal indicators + **Heavy-Duty Trailer Tow Package** includes Class IV hitch receiver, 7- and 4-pin connectors, heavy-duty auxiliary transmission oil cooler, heavy-duty radiator, electronic brake wiring kit and integrated trailer brake controller

Available Options & Package

20" bright-machined aluminum wheels with Magnetic-painted windows (requires 201A or 202A)

2nd-row bucket seats (requires 201A or 202A)

3.73 non-limited-slip rear axle (all non-EL and EL 4x2 only)

10-way power front-passenger seat (requires 201A)

All-weather floor mats in 1st and 2nd rows

BLIS[®] (Blind Spot Information System) with cross-traffic alert (requires 202A)

Control Trac[®] 4-Wheel-Drive (4WD) System (includes Hill Descent Control[™])

Dual headrest DVD by INVISION^{™2} (requires 202A)

HD Radio[™] Technology (requires 202A)

Heated 2nd-row seats (requires 202A)

Heavy-Duty Trailer Tow Package

Power moonroof

Rear load-leveling suspension (requires 202A)

Voice-activated Navigation System with integrated SiriusXM[®] Traffic and Travel Link[®] services with 5-year subscription (requires 202A)

¹Available feature. ²Ford Licensed Accessory.

Limited

Equipment Group 300A

Includes select XLT features, plus:

Mechanical

Heavy-Duty Trailer Tow Package includes Class IV hitch receiver, 7- and 4-pin connectors, heavy-duty auxiliary transmission oil cooler, heavy-duty radiator, electronic brake wiring kit and integrated trailer brake controller

Keyless entry with push-button start

Remote Start System

Seating

1st-row, 10-way power, heated and cooled bucket seats, including power lumbar and recline with driver's memory feature

Heated 2nd-row seats

Leather trim with perforated inserts on 1st- and 2nd-row seats

PowerFold® 3rd-row seat

Interior

110-volt power outlet

Audio System from Sony® with subwoofer

Compass display

Dual-zone electronic automatic temperature control

Leather-wrapped steering wheel and shift knob

Power-adjustable pedals with memory

Power-tilt/-telescoping steering column

SYNC® with MyFord Touch® with 8" color LCD touch screen in center stack, two 4.2" color LCD configurable displays in instrument cluster, and media hub with 2 USB ports, SD card reader and audio input jack

Woodgrain accents on center console, switch panels and instrument panel

Exterior

20" polished aluminum wheels

Body-color, power-adjustable/-folding, heated sideview mirrors with auto-dimming driver's side, blind spot mirrors, security approach lamps, integrated turn signal indicators and memory

Body-color running boards

Chrome accent bar on lower front bumper

Chrome grille bars with Thunderstorm-painted accents

Chrome liftgate appliqué with Thunderstorm-painted accent bar

Chrome roof-rack side rails with black crossbars

Forward Sensing System

Halogen projector headlamps

Power liftgate

Rain-sensing windshield wipers

Available Equipment Group

Equipment Group 301A

Power moonroof + power-deployable running boards + voice-activated Navigation System with integrated SiriusXM® Traffic and Travel Link® services with 5-year subscription; includes HD Radio™ Technology

Available Options

22" polished aluminum wheels (includes continuously controlled damping [CCD] suspension)

2nd-row bucket seats

3.73 non-limited-slip rear axle (all non-EL and EL 4x2 only)

All-weather floor mats in 1st and 2nd rows

BLIS® (Blind Spot Information System) with cross-traffic alert

Control Trac® 4-Wheel-Drive (4WD) System (includes Hill Descent Control™)

Dual headrest DVD by INVISION™¹

Power-deployable running boards (300A only)

Power moonroof (300A only)

Rear load-leveling suspension (requires 301A)

Voice-activated Navigation System with integrated SiriusXM Traffic and Travel Link services with 5-year subscription; includes HD Radio Technology (300A only)



Dune leather trim with perforated inserts. Ambient lighting. Available equipment.

1st-row, 10-way power, heated and cooled bucket seats.

Keyless entry with push-button start.

Center console storage with media hub.

Power-adjustable pedals with memory.



20" Polished Aluminum
Standard



22" Polished Aluminum
Optional

¹Ford Licensed Accessory.



Mesa Brown leather trim with perforated seat inserts. 2nd-row bucket seats! Available equipment.

Mesa Brown leather and woodgrain trim. Available equipment.

King Ranch exterior badging.

King Ranch logo embroidered on floor mats.



20" Bright-Machined Aluminum with Caribou-Painted Pockets and King Ranch Center Caps
Standard



22" Polished Aluminum with King Ranch Center Caps
Optional

King Ranch®

Equipment Group 401A

Includes select Limited features, plus:

Seating

Mesa Brown leather trim with perforated inserts on all 3 rows of seating

Interior

1st- and 2nd-row carpeted floor mats with embroidered King Ranch logo

Mesa Brown leather trim on steering wheel insert, shift knob, center console lid and door-panel inserts

Voice-activated Navigation System with integrated SiriusXM® Traffic and Travel Link® services with 5-year subscription

Exterior

20" bright-machined aluminum wheels with Caribou-painted pockets and King Ranch center caps
BLIS® (Blind Spot Information System) with cross-traffic alert

Caribou-painted lower bodyside moldings, wheel-lip moldings and bumpers

Chrome grille bars with Caribou-painted accents

Chrome liftgate appliqué with Caribou-painted accent bar

Chrome, power-adjustable/-folding, heated sideview mirrors with auto-dimming driver's side, security approach lamps, integrated turn signal indicators and memory feature

King Ranch badging on front fender and liftgate

Power-deployable Caribou-painted running boards

Available Options & Package

22" polished aluminum wheels with King Ranch center caps (includes continuously controlled damping [CCD] suspension)

2nd-row bucket seats

3.73 non-limited-slip rear axle (all non-EL and EL 4x2 only)

All-weather floor mats in 1st and 2nd rows

Control Trac® 4-Wheel-Drive (4WD) System (includes Hill Descent Control™)

Dual headrest DVD by INVISION™²

Monotone Appearance Package includes body-color power-deployable running boards, lower bodyside moldings, wheel-lip moldings and bumpers

Power moonroof

Rear load-leveling suspension

¹Available feature. ²Ford Licensed Accessory.

Platinum

Equipment Group 600A

Includes select Limited features, plus:

Seating

Luxury leather trim with perforated inserts on 1st- and 2nd-row seats with Agate tuxedo stripes, stitching and embroidered "PLATINUM" logo

Interior

1st-row door-sill scuff plates with "PLATINUM" logo

Door panel inserts and armrests with Agate tuxedo stripe and stitching

Leather-wrapped steering wheel with micro-perforated leather upper insert, Agate stitching and chrome accents

Luxury leather trim on center console armrest with Agate stitching

Power moonroof

Voice-activated Navigation System with integrated SiriusXM® Traffic and Travel Link® services with 5-year subscription

Exterior

20" polished aluminum wheels

BLIS® (Blind Spot Information System) with cross-traffic alert

Chrome front tow hooks (4x4 models only)

Chrome liftgate appliqué with satin-aluminum accent bar

Chrome, power-adjustable/-folding, heated sideview mirrors with auto-dimming driver's side, security approach lamps, integrated turn signal indicators and memory feature

"PLATINUM" lettering on lower front doors

Polished stainless power-deployable running boards

Polished stainless rear quarter panel beltline moldings

Satin-aluminum finish on liftgate handle

Satin-aluminum grille bars with chrome accents

Available Options

22" polished aluminum wheels (includes continuously controlled damping [CCD] suspension)

2nd-row bucket seats

3.73 non-limited-slip rear axle (all non-EL and EL 4x2 only)

All-weather floor mats in 1st and 2nd rows

Control Trac® 4-Wheel-Drive (4WD) System (includes Hill Descent Control™)

Dual headrest DVD by INVISION™¹

Rear load-leveling suspension



Brunello luxury leather trim with perforated inserts. Ambient lighting. Available equipment.

BLIS (Blind Spot Information System) with cross-traffic alert.

Power-deployable running boards with polished stainless finish.

1st-row, 10-way power, heated and cooled bucket seats.

Chrome liftgate appliqué with satin-aluminum finish accent bar.



20" Polished Aluminum
Standard



22" Polished Aluminum
Optional

¹Ford Licensed Accessory.

Exteriors



White Platinum Tri-coat Metallic



Oxford White



Ingot Silver



Ruby Red Tinted Clearcoat Metallic



Bronze Fire



Blue Jeans



Magnetic



Green Gem




Tuxedo Black

Interiors




1 Dune Cloth



2 Ebony Cloth




3 Dune Leather



4 Ebony Leather



5 Dune Leather with Perforated Inserts



6 Ebony Leather with Perforated Inserts



7 Mesa Brown Leather with Perforated Inserts



8 Ebony Luxury Leather with Perforated Inserts and Agate Tuxedo Stripe



9 Brunello Luxury Leather with Perforated Inserts and Agate Tuxedo Stripe

Bring these colors to life



Exteriors	Interiors										
	XLT					Limited	King Ranch®	Platinum			
White Platinum Tri-coat Metallic ¹	1	2	3	4	5	6	5	6	7	8	9
Oxford White	1	2	3	4	5	6	5	6			
Ingot Silver		2	4	6			5	6		8	9
Ruby Red Tinted Clearcoat Metallic ¹	1	2	3	4	5	6	5	6	7	8	9
Bronze Fire	1	2	3	4	5	6	5	6	7	8	9
Blue Jeans	1	2	3	4	5	6	5	6	7	8	9
Magnetic	1	2	3	4	5	6	5	6		8	9
Green Gem	1	2	3	4	5	6	5	6	7	8	9
Tuxedo Black	1	2	3	4	5	6	5	6	7	8	9

3, 4 Available on XLT (requires Equipment Group 201A) 5, 6 Available on XLT (requires Equipment Group 202A)

¹Additional charge. Colors are representative only. See your dealer for actual paint/trim options.



Limited EL in Ruby Red Tinted Clearcoat Metallic accessorized with smoked hood and side window deflectors, flat splash guards, roof-mounted ski carrier by THULE,^{®1} and trailer towing accessories

Cargo area protector

All-weather floor mats

Remote Access

Illuminated door sill plates

Exterior

- Full vehicle covers¹
- Hood protector¹
- Locking fuel plug
- Racks and carriers¹
- Sportz[®] tent¹
- Wheel lock kits

Interior

- Cargo organizers and protectors
- Carpeted floor mats
- In-vehicle safe¹
- Interior light kit
- Leather-trimmed interior seating¹

Electronics

- Keyless entry keypad
- Portable DVD rear-seat entertainment systems¹
- Remote start systems
- Warning sensor systems¹

Learn more about
your Expedition



2015
EXPEDITION



Go Further

ford.com

New Vehicle Limited Warranty. We want your Ford Expedition ownership experience to be the best it can be. Under this warranty, your new vehicle comes with 3-year/36,000-mile bumper-to-bumper coverage, 5-year/60,000-mile Powertrain Warranty coverage, 5-year/60,000-mile safety restraint coverage, and 5-year/unlimited-mile corrosion (perforation) coverage – all with no deductible. Please ask your Ford Dealer for a copy of this limited warranty.

Roadside Assistance. Covers your vehicle for 5 years or 60,000 miles, so you have the security of knowing that help may be only a phone call away should you run out of fuel, lock yourself out of the vehicle or need towing. Your Ford Dealer can provide complete details on all of these advantages.

Ford Credit. Get the ride you want. Whether you plan to lease or finance, you'll find the choices that are right for you at Ford Credit. Ask your Ford Dealer for details or check us out at fordcredit.com.

Ford Extended Service Plan. For a purchase or lease, the Ford Extended Service Plan (ESP) gives you peace-of-mind protection designed to cover key vehicle components and protect you from the cost of unexpected repairs. Ask your dealer for a Ford ESP, the only service contract backed exclusively by Ford and honored at all Ford Lincoln dealerships.

Insurance Services. Get Ford Motor Company quality in your auto insurance. Our program offers industry-leading benefits and competitive rates. Call 1-877-367-3847, or visit us at fordvip.com for a no-obligation quote. Insurance offered by American Road Services Company (in CA, American Road Insurance Agency), a licensed agency and subsidiary of Ford Motor Company.

Ford Original Accessories will be warranted for whichever provides you the greatest benefit: 24 months/unlimited mileage, or the remainder of your Bumper-to-Bumper 3-year/36,000-mile New Vehicle Limited Warranty. Ford Licensed Accessories (FLA) are warranted by the accessory manufacturer's warranty. FLA are designed and developed by the accessory manufacturer and have not been designed or tested to Ford Motor Company engineering requirements. Contact your Ford Dealer for details and/or a copy of all limited warranties.

Comparisons based on competitive models (class is Extended Utilities), publicly available information and Ford certification data at time of release. Vehicles may be shown with optional equipment. Features may be offered only in combination with other options or subject to additional ordering requirements/limitations. Dimensions shown may vary due to optional features and/or production variability. Information is provided on an "as is" basis and could include technical, typographical or other errors. Ford makes no warranties, representations, or guarantees of any kind, express or implied, including but not limited to, accuracy, currency, or completeness, the operation of the information, materials, content, availability, and products. Ford reserves the right to change product specifications, pricing and equipment at any time without incurring obligations. Your Ford Dealer is the best source of the most up-to-date information on Ford vehicles.

After trial period expires, SiriusXM Satellite Radio, SiriusXM Traffic and Travel Link subscriptions are sold separately or as a package, and are continuous until you call SiriusXM to cancel. See SiriusXM Customer Agreement for complete terms at www.siriusxm.com. SiriusXM Traffic and Travel Link available in select markets. For more information, see www.siriusxm.com/travellink or www.siriusxm.com/traffic. Sirius, XM and all related marks and logos are trademarks of Sirius XM Radio Inc. HD Radio is a proprietary trademark of iBiquity Digital Corp. iHeartAuto is a trademark owned by Clear Channel Broadcasting, Inc. All third party uses are authorized under license. INVISION is a trademark of VOXX International Corporation. iPod and iTunes are trademarks of Apple Inc., registered in the U.S. and other countries. King Ranch is a registered trademark of King Ranch, Inc. PANDORA, the PANDORA logo, and the Pandora trade dress are trademarks or registered trademarks of Pandora Media, Inc. Used with permission. Sony is a registered trademark of the Sony Corporation. The Bluetooth word mark is a trademark of the Bluetooth SIG, Inc. THULE is a registered trademark of Thule Sweden AB.

Follow Ford:

