

2016 | **SUPER DUTY**[®]



SPECIFICATIONS



SUPER DUTY SPECIFICATIONS



POWERTRAINS

	6.7L Power Stroke® V8 Turbo Diesel	6.2L 2-Valve V8 Gas¹
Configuration	OHV (32-valve)	SOHC
Fuel injection	High-pressure common-rail	Sequential electronic
Control system	Electronic	Electronic
Induction system	Single-sequential turbocharger; charged air cooler	Specially tuned
Battery	Dual 12-volt; 750-CCA/78-amp-hr	12-volt; 650-CCA/72-amp-hr
Alternator	157-amp (single 200-amp or dual combined 357-amp, optional)	157-amp (single 200-amp, optional)
Cooling system	Pressurized series flow	Pressurized series flow
Oil-life monitor	Intelligent Oil-Life Monitor®	Oil-minder system
Cylinders	8	8
Cylinder heads	Aluminum	Aluminum
Block material	Compacted graphite iron	Cast iron
Valve operation	Push rod/rocker arms	Roller-rocker shaft
Camshaft drive	Gear	Silent chain
Bore/stroke	3.90"/4.25"	4.02"/3.74"
Compression ratio	16.2:1	9.8:1
Horsepower @ rpm	440 @ 2,800	385 @ 5,500
Torque lb.-ft. @ rpm	860 @ 1,600	405 @ 4,500
Recommended fuel	Ultra-low-sulfur diesel or B20 (containing 20% or less biodiesel)	Regular unleaded or E85 Bi-fuel capable CNG or propane gas (requires upfit)

Transmission
6-speed SelectShift® automatic

Case Material
Aluminum

PTO²
Live-drive access on driver's side (Turbo Diesel only)

Gear Ratios
1st – 3.97:1
2nd – 2.31:1
3rd – 1.51:1
4th – 1.14:1
5th – 0.85:1
6th – 0.67:1
Reverse – 3.12:1

STANDARD FEATURES

Mechanical

97,500-mile tune-up interval³ (gas engine)
Battery saver
Conventional spare tire/wheel/jack with underframe carrier (crank-down type)
Engine-only traction control (EOTC) (DRW only)
Fail-Safe Engine Cooling System (gas engine)
Fuel tank – 26-gallon capacity (F-250/F-350 137", 142" and 156" WB with diesel engine)
Fuel tank – 35-gallon capacity (gas engine)
Fuel tank – 37.5-gallon capacity (F-250/F-350 158" and 172" WB with diesel engine, and F-450)
Hill start assist
Jack – 2-ton mechanical with SRW, 4-ton hydraulic with DRW
Power steering
Stabilizer bar – Front
Stabilizer bar – Rear (DRW only)
Stainless steel exhaust system (major components)
Stationary elevated idle control (SEIC)⁴
Steering damper
Tailgate – Removable with lock and tailgate assist

Tire Pressure Monitoring System (SRW only; excludes spare)
Trailer hitch receiver – 12.5K (2") Built Ford Tough® (SRW with gas engine; SRW with diesel engine and 137" and 142" WB)
Trailer hitch receiver – 14K (2.5") Built Ford Tough (SRW with diesel engine and 156", 158" and 172" WB)
Trailer hitch receiver – 15K (2.5") Built Ford Tough (DRW with 156" and 158" WB; DRW with gas engine and 172" WB)
Trailer hitch receiver – 19K (2.5") Built Ford Tough (F-350 DRW with diesel engine and 172" WB; F-450)
Trailer hitch receiver – 2" sleeve reducer (vehicles with 2.5" receiver)
Trailer sway control

Interior

Assist and ride handles
Coat hooks – 1 (Regular Cab); 2 in rear of cab (SuperCab and Crew Cab)
Dome light/map lights (front and rear with Crew Cab)
MyKey®
Overhead console with garage door opener storage and sunglasses storage (SuperCab and Crew Cab)
Powerpoints – 12-volt, 2 on instrument panel
Windows – Flip-open rear quarter (SuperCab)

Exterior

7-/4-pin trailer tow connector
Bumpers – Front and rear step
Cargo box – Black box top and tailgate moldings
Cargo box – Cargo tie-down hooks (4 in 6¾' box; 6 in 8' box)
Cargo box – Integrated lamp with center high-mounted stop lamp
Cargo box – Partitionable and stackable with stake pockets
Dual-beam jewel-effect headlamps
Intelligent 3-blink turn signal
Roof clearance lamps (DRW)
Underhood service lamp
Windshield wipers – Intermittent

Safety & Security

AdvanceTrac® with RSC® (Roll Stability Control™) (SRW only)
Airbags⁵ – Driver and right-front-passenger front
Airbags⁵ – Front-seat side
Airbags⁵ – Safety Canopy® System with roll-fold side-curtain airbags
Belt-Minder® front safety belt reminder
Brake/shift interlock
Brakes – Power 4-wheel vented-disc with Anti-Lock Brake System (ABS)
Child-safety-seat top tether anchors (Regular Cab front passenger and all rear-seat positions)
Fuel pump inertia shutoff switch
Headlamps-on, key-in-ignition and door ajar alert chimes
Passenger airbag deactivation switch (Regular Cab, SuperCab)
Safety belts – Energy-management retractors at front-outboard positions
Safety belts – Height-adjustable at front-outboard positions
SecuriLock® Passive Anti-Theft System
Side-intrusion door beams
SOS Post-Crash Alert System™
Spare tire/wheel lock

¹Certified to SAE J1349. ²Available feature. ³Under normal driving conditions with routine fluid and filter changes. ⁴Final-stage manufacturer must supply control switches. ⁵Always wear your safety belt and follow airbag warning label instructions.





F-250 XL Regular Cab 4x2. Magnetic. XL Appearance Package. Available equipment.



XL Regular Cab. Steel HD vinyl trim. XL Appearance Package. Available equipment.

Includes all standard features, plus:

Mechanical

- 6.2L SOHC 2-valve Gas V8 Flex Fuel E85-capable engine (n/a on F-450)
- 6.7L Power Stroke® V8 Turbo Diesel B20-capable engine (standard on F-450)
- TorqShift® heavy-duty 6-speed SelectShift® automatic transmission
- Alternator – 157-amp heavy-duty
- Integrated trailer brake controller (DRW)
- Manual 4-Wheel-Drive System with manual locking hubs (4x4 models only)
- Trailer brake wiring kit (in-cab, no controller, SRW only)
- 17" argent-painted steel wheels with painted center caps (F-250/F-350 SRW)
- 17" argent-painted steel wheels (F-350 DRW)
- 19.5" polished forged-aluminum wheels (F-450)
- LT245/75R17 all-season BSW tires – 5 on SRW/7 on DRW (F-250/F-350)
- 225/70R19.5 all-season BSW tires – 6 (F-450)

Seating

- 40/20/40 split front seat with armrest, cupholders and storage
- 60/40 split flip-up rear seat (SuperCab only)
- 60/40 split flip-up/fold-down rear bench seat with outboard and center head restraints (Crew Cab only)
- HD vinyl seats
- Manual lumbar support for driver's seat

Interior

- AM/FM stereo with digital clock and 2 speakers
- Air conditioning
- Climate controls – Manual
- Door locks – Manual
- Flooring – Black vinyl

- Message center – Multifunction plus trip computer includes odometer, trip odometer, engine oil monitor, engine-hour meter, engine-idle meter (gas engine only), distance to empty, average fuel economy, warning messages, system check, language selection and Ice Blue® Lighting
- Mirror – Manual day/night rearview
- Steering column – Manual tilt/telescoping
- Steering wheel – Black vinyl with 3-button message center controls
- Visors with passenger mirror
- Window – Rear, fixed-glass
- Windows – Manual

Exterior

- Bumpers – Black-painted with grained top cover
- Cab steps – 6" angular black molded (DRW only)
- Door handles – Black
- Glass – Solar-tinted
- Grille – Black
- Mirrors – Manually telescoping trailer tow with 2-way fold and manual glass
- Tow hooks – Black, 2 in front

Available Options

Mechanical

- 6.7L Power Stroke V8 Turbo Diesel B20-capable engine (standard on F-450)
- Electronic shift-on-the-fly (ESOF) 4-Wheel-Drive System with auto/manual locking hubs (4x4 models only)

- 5th-wheel hitch kit (requires 8' box; includes 18K hitch on SRW or 26.5K hitch on DRW)¹
- Gooseneck hitch kit¹
- Alternator – Single, 200-amp extra-heavy-duty
- Alternators – Dual, 357-amp total (diesel engine only)
- Engine block heater (standard in 15 cold-weather states)
- Engine idle shutdown (diesel engine only; restrictions apply)
- Integrated trailer brake controller (standard on DRW)
- Operator-commanded exhaust filter regeneration (diesel engine only)
- Power take-off (PTO) provision allows transmission-mounted live-drive and stationary modes (diesel engine only)
- Rear axle – Electronic-locking (F-250/F-350 SRW only)
- Rear axle – Limited-slip (F-350 DRW only; standard on F-450)
- 17" 6-spoke cast-aluminum wheels – 4 (F-250/F-350 SRW)
- 17" polished forged-aluminum wheels – 4 (F-350 DRW)
- 18" argent-painted steel wheels with painted center caps – 4 (F-350 SRW)
- Stainless steel wheel covers (F-350 DRW only; requires 17" argent-painted steel DRW wheels)²
- LT245/75R17 all-terrain BSW tires – 5 (F-250/F-350)
- LT265/70R17 all-terrain OWL tires – 4 (F-250/F-350 SRW)

- LT275/65R18 all-season BSW tires – 5 (F-350 SRW)
- LT275/70R18 all-terrain BSW tires – 4 (F-350 SRW 4x4)

Seating

- 40/20/40 split cloth front seat with armrest, cupholders and storage
- 40/mini-console/40 front bucket seats (HD vinyl or cloth)

Interior

- SYNC® with MyFord® voice-activated, in-vehicle connectivity system with SYNC AppLink™ (requires XL Value Package or XL Appearance Package, and steering wheel-mounted audio controls)
- Rapid-heat supplemental cab heater (requires diesel engine and alternator upgrade; standard in 15 cold-weather states when diesel engine is ordered)
- Remote Start System (requires Power Equipment Group)
- Steering wheel-mounted audio controls (requires SYNC)
- Upfitter switches located on instrument panel (4)

Exterior

- Bed mat (restrictions apply)
- Bedliner – Plastic drop-in
- Bedliner – Tough Bed® spray-in includes tailgate guard and black bed bolts
- Cab steps – 6" angular black molded (standard on DRW)
- Cable Lock System by Master Lock®²
- Exterior backup alarm by ECCO®²
- Ford Telematics™ powered by Telogis®² – Fleet tracking system (includes 1 year of service)
- Pickup box delete (F-250/F-350 only; requires 8' box; n/a with 20" wheels or FX4 Off-Road Package)
- Roof clearance lamps (standard on DRW)
- Skid plates – Transfer case and fuel tank (4x4 only)
- Splash guards (front and rear on F-250/F-350; rear only on F-450)
- Tailgate step includes step, tailgate assist and grab bar
- Tonneau cover – Soft-folding²
- Wheel-well liners (SRW only)

Available Packages

- XL Appearance Package** (n/a with XL Value Package) includes AM/FM stereo/single-CD player with MP3 capability, digital clock, 4 speakers, cruise control, bright hub covers and center caps (SRW only), chrome grille surround, and chrome bumpers

- XL Value Package** (n/a with XL Appearance Package) includes AM/FM stereo/single-CD player with MP3 capability, digital clock, 4 speakers, cruise control, bright hub covers and center caps (SRW only), and chrome bumpers

- 5th-Wheel/Gooseneck Trailer Tow Prep Package** includes 1 under-bed-frame crossmember, 5 pickup bed 5th-wheel/gooseneck attachment points and close-out plugs, and an integrated 7-pin connector on the driver's side pickup bed wall

- 9,900-lb. GVWR Package** (F-250; restrictions apply)

- 10,000-lb. GVWR Package** (F-350 SRW; restrictions apply)

- 11,400-lb. GVWR Package** (F-350 SRW 4x4 and F-350 SRW SuperCab/Crew Cab 4x2 with 8' box; requires 18" wheels and diesel engine)

- Camper Package** (restrictions apply) includes front springs upgrade (unless maximum springs have been computer-selected as included equipment), rear stabilizer bar (SRW), slide-in-camper certification and auxiliary rear springs on F-250

- CNG/Propane Gaseous Engine Prep Package** (F-250/F-350 with gas engine only) includes hardened engine intake valves and valve seats and bi-fuel manifold

- FX4 Off-Road Package** (4x4 only; n/a on F-450; other restrictions apply) includes transfer case and fuel tank skid plates, Hill Descent Control™ (SRW only), Rancho® shocks and FX4 Off-Road box decals

- Heavy-Service Front Suspension Package** (restrictions apply) includes front springs upgrade (unless maximum springs have been computer-selected as included equipment)

- High-Capacity Trailer Tow Package** (F-350 Crew Cab DRW 172" WB 4x4 only; requires diesel engine and 4.30 limited-slip rear axle) includes max. front springs, wide track front axle, front fender flare moldings, and increased GCWR from 31,900 lbs. to 35,000 lbs.

- Power Equipment Group** includes power door locks and front windows (plus rear on Crew Cab) with front one-touch-up/-down feature; manually telescoping trailer tow mirrors with 2-way fold, power/heated glass, heated manual spotter mirrors, and integrated clearance lamps and turn signal indicators; accessory delay; Remote Keyless Entry System with 2 integrated keypad transmitter remotes; and anti-theft perimeter alarm

- Snow Plow Prep Package** (4x4 only; restrictions apply) includes computer-selected springs for snow plow application and extra-heavy-duty alternator with diesel engine only



Argent-Painted Steel w/Painted Center Cap
17" Standard: F-250/F-350 SRW
18" Optional: F-350 SRW



Argent-Painted Steel w/Bright Center Cap
17" Included or 18" Optional:
F-250/F-350 SRW w/Value Package or Appearance Package



17" Argent-Painted Steel Standard: F-350 DRW



17" Argent-Painted Steel w/Stainless Steel Cover
Optional: F-350 DRW



17" Polished Forged-Aluminum
Optional: F-350 DRW



17" 6-Spoke Cast-Aluminum
Optional: F-250/F-350 SRW



19.5" Polished Forged-Aluminum
Standard: F-450 DRW

¹ Requires 5th-Wheel/Gooseneck Trailer Tow Prep Package. See your dealer for details. ² Ford Licensed Accessory. See your dealer for limited warranty details.



F-350 XLT Crew Cab 4x4. Ingot Silver. XLT Premium Package. Available equipment.



XLT Crew Cab. Steel cloth trim. Flow-through center console. Available equipment.

Includes all XL features, plus:

Mechanical

- Integrated trailer brake controller (SRW)
- 18" cast-aluminum wheels (SRW)
- LT275/65R18 all-season BSW tires – 5 (SRW)

Seating

- 4-way adjustable driver and right-front-passenger head restraints
- 40/20/40 split front seat with center under-seat lockable storage with 12-volt powerpoint and center armrest with cupholders and storage
- 60/40 split flip-up/fold-down rear bench seat with bag hooks, dual integrated cupholders and tray, outboard head restraints, center head restraint, and lockable under-seat partitioned storage with 12-volt powerpoint (Crew Cab only)
- Cloth seats

Interior

- AM/FM stereo/single-CD player with MP3 capability, digital clock, 4 speakers and auxiliary audio input jack
- SYNC® with MyFord® voice-activated, in-vehicle connectivity system with SYNC AppLink™
- SiriusXM® Satellite Radio with 6-month trial subscription
- Accessory delay for power features
- Cruise control
- Door locks – Power
- Flooring – Color-coordinated carpet
- Flooring – Color-coordinated carpeted floor mats
- Steering wheel – Black urethane with secondary audio, cruise and 3-button message center controls
- Visors with covered driver and passenger mirrors
- Windows – Power with front one-touch-up/down feature

Exterior

- Anti-theft perimeter alarm
- Bumpers – Chrome with grained top cover
- Glass – Privacy (rear doors and rear window)
- Grille – Chrome
- Mirrors – Manually telescoping trailer tow with 2-way fold, power/heated glass, heated manual spotter mirrors, and integrated clearance lamps and turn signal indicators
- Remote Keyless Entry System with 2 integrated keypad transmitter remotes

Available Options

Mechanical

- 6.7L Power Stroke® V8 Turbo Diesel B20-capable engine (standard on F-450)
- Electronic shift-on-the-fly (ESOF) 4-Wheel-Drive System with auto/manual locking hubs (4x4 models only)
- 5th-wheel hitch kit (requires 8' box; includes 18K hitch on SRW or 26.5K hitch on DRW)¹
- Gooseneck hitch kit¹
- Alternator – Single, 200-amp extra-heavy-duty
- Alternators – Dual, 357-amp total (diesel engine only)
- Engine block heater (standard in 15 cold-weather states)
- Engine idle shutdown (diesel engine only; restrictions apply)

- Operator-commanded exhaust filter regeneration (diesel engine only)
- Power take-off (PTO) provision allows transmission-mounted live-drive and stationary modes (diesel engine only)
- Rear axle – Electronic-locking (F-250/F-350 SRW only)
- Rear axle – Limited-slip (F-350 DRW; standard on F-450)
- 17" 6-spoke cast-aluminum wheels – 4 (F-250/F-350 SRW)
- 17" polished forged-aluminum wheels – 4 (F-350 DRW)
- Stainless steel wheel covers (requires 17" argent-painted steel DRW wheels)²
- LT245/75R17 all-season BSW tires – 5 (F-250/F-350 SRW)
- LT245/75R17 all-terrain BSW tires – 5 (F-350 DRW)
- LT245/75R17 all-terrain OWL tires – 4 (F-350 DRW)
- LT265/70R17 all-terrain OWL tires – 4 (F-250/F-350 SRW)
- LT275/70R18 all-terrain BSW tires – 4 (F-250/F-350 SRW 4x4)
- LT275/70R18 all-terrain OWL tires – 4 (F-250/F-350 SRW 4x4)

Seating

- 40/console/40 front bucket seats with 6-way power driver's seat and flow-through center console with lockable storage, two 12-volt powerpoints and a 110-volt power outlet (SuperCab and Crew Cab only)

Interior

- Flooring – Black all-weather floor mats (deletes carpeted floor mats)
- Rapid-heat supplemental cab heater (requires diesel engine and alternator upgrade; standard in 15 cold-weather states when diesel engine is ordered)
- Rear view camera (requires XLT Interior Package, XLT Value Package or XLT Premium Package)
- Rear View Camera and Prep Kit includes loose camera, wiring bundle, and auto-dimming rearview mirror with video display (requires pickup box delete)
- Remote Start System
- Upfitter switches located on instrument panel (4)
- Window – Rear, manual-sliding with privacy glass (Regular Cab only)
- Window – Rear, power-sliding with privacy glass and defroster (SuperCab and Crew Cab only)

Exterior

- Bed mat (restrictions apply)
- Bedliner – Plastic drop-in
- Bedliner – Tough Bed® spray-in includes tailgate guard and black bed bolts
- Body-color bodyside moldings (SRW SuperCab and Crew Cab only)
- Cab steps – 6" angular black molded (standard on DRW)
- Cab steps – 5" chrome tubular (SuperCab and Crew Cab only)
- Cable Lock System by Master Lock®²
- Exterior backup alarm by ECCO®²
- Ford Telematics™ powered by Telogis®² – Fleet tracking system (includes 1 year of service)
- Mirrors – PowerScope® power-telescoping/-folding trailer tow with power/heated glass, heated manual spotter mirrors, and integrated clearance lamps and turn signal indicators
- Pickup box delete (F-250/F-350 only; requires 8' box; n/a with 20" wheels or FX4 Off-Road Package)
- Reverse Sensing System (n/a with pickup box delete)
- Roof clearance lamps (standard on DRW)
- Skid plates – Transfer case and fuel tank (4x4 only)
- Splash guards (front and rear on F-250/F-350; rear only on F-450)
- Stowable bed extender (F-250/F-350 SRW only)
- Tailgate step includes step, tailgate assist and grab bar
- Tonneau cover – Soft-folding²
- Wheel-well liners (SRW only)

Available Packages

- XLT Interior Package** includes 6-way power driver's seat, power-adjustable pedals, autolamp/rainlamp, autolock/unlock and SecuriCode™ keyless entry keypad
- XLT Value Package** includes XLT Interior Package, 4.2" LCD productivity screen, auto-dimming rearview mirror, Reverse Sensing System and fog lamps
- XLT Premium Package** (requires PowerScope mirrors; SuperCab and Crew Cab only) includes XLT Interior Package, chrome exhaust tip, chrome tow hooks, unique chrome mirror caps, chrome cargo tie-down hooks, 6" chrome angular cab steps, 18" chrome-clad aluminum wheels with LT275/65R18 all-season BSW tires (on SRW only), 4.2" LCD productivity screen, auto-dimming rearview mirror, fog lamps, Reverse Sensing System, and steering wheel-mounted audio controls
- 5th-Wheel/Gooseneck Trailer Tow Prep Package** (n/a with stowable bed extender) includes 1 under-bed-frame crossmember, 5 pickup bed 5th-wheel/gooseneck attachment points and close-out plugs, and an integrated 7-pin connector on the driver's side pickup bed wall
- 9,900-lb. GVWR Package** (F-250; restrictions apply) (F-350 SRW; restrictions apply)
- 11,400-lb. GVWR Package** (F-350 SRW 4x4 and F-350 SRW SuperCab/Crew Cab 4x2 with 8' box; requires 18" wheels and diesel engine)
- Camper Package** (restrictions apply) includes front springs upgrade (unless maximum springs have been computer-selected as included equipment), rear stabilizer bar (SRW), slide-in-camper certification and auxiliary rear springs on F-250
- CNG/Propane Gaseous Engine Prep Package** (F-250/F-350 with gas engine only) includes hardened engine intake valves and valve seats and bi-fuel manifold
- FX4 Off-Road Package** (4x4 only; n/a on F-450; other restrictions apply) includes transfer case and fuel tank skid plates, Hill Descent Control™ (SRW only), Rancho® shocks and FX4 Off-Road box decals
- Heavy-Service Front Suspension Package** (restrictions apply) includes front springs upgrade (unless maximum springs have been computer-selected as included equipment)
- High-Capacity Trailer Tow Package** (F-350 Crew Cab DRW 172" WB 4x4 only; requires diesel engine and 4.30 limited-slip rear axle) includes max. front springs, wide track front axle, front fender flare moldings, and increased GCWR from 31,900 lbs. to 35,000 lbs.
- Snow Plow Prep Package** (4x4 only; restrictions apply) includes computer-selected springs for snow plow application and extra-heavy-duty alternator with diesel engine only



17" Argent-Painted Steel
Standard: F-350 DRW



17" Argent-Painted Steel
w/Stainless Steel Cover
Optional: F-350 DRW



17" Polished Forged-Aluminum
Optional: F-350 DRW



17" 6-Spoke Cast-Aluminum
Optional: F-250/F-350 SRW



18" Chrome-Clad Aluminum
Included: F-250/F-350 SRW
w/Premium Package



18" Cast-Aluminum
Standard: F-250/F-350 SRW



19.5" Polished Forged-Aluminum
Standard: F-450 DRW

¹Requires 5th-Wheel/Gooseneck Trailer Tow Prep Package. See your dealer for details. ²Ford Licensed Accessory. See your dealer for limited warranty details.

LARIAT



F-450 LARIAT Crew Cab 4x4. White Platinum/Caribou two-tone. Chrome Package. Available equipment.



LARIAT Crew Cab. Charcoal Black leather trim. Available equipment.

Includes all XLT features, plus:

Mechanical

Alternator – 200-amp extra-heavy-duty
Electronic shift-on-the-fly (ESOF) 4-Wheel-Drive System with auto/manual locking hubs (4x4 models only)
17" polished forged-aluminum wheels (F-350 DRW)
18" bright-machined cast-aluminum wheels (SRW)
LT275/65R18 all-season BSW tires – 5 (SRW)

Seating

40/console/40 front bucket seats and flow-through center console with lockable storage, two 12-volt powerpoints and a 110-volt power outlet
10-way power driver and front-passenger seats
Leather-trimmed seats

Interior

Premium Sound System includes AM/FM stereo/single-CD player with MP3 capability, digital clock and 8 speakers with subwoofer (SuperCab only)
Premium Audio System from Sony® includes AM/FM stereo/single-CD player with MP3 capability, digital clock, and 8 speakers with subwoofer (Crew Cab only)
SYNC® with MyFord Touch® includes an 8" color LCD touch screen in center stack; dash-top closable storage with media hub (2 USB ports, SD card reader, audio/video input jacks, and 12-volt powerpoint); and SYNC Services¹
SiriusXM® Satellite Radio with 6-month trial subscription
Dual-zone electronic automatic temperature control

Message center – Driver-configurable enhanced information center with LCD productivity screen includes gauge setup, compass, trip computer, fuel economy and towing/off-road applications, SelectShift® controls, Ice Blue® Lighting, halo lighting and daytime illumination

Mirror – Auto-dimming rearview
Power-adjustable pedals
Power outlet – 110-volt on instrument panel
Rear view camera
Steering wheel – Color-coordinated leather-wrapped with secondary audio, cruise and 5-button message center controls
Visors with illuminated driver and passenger mirrors
Window – Rear, power-sliding with privacy glass and defroster
Woodgrain-style instrument panel accents

Exterior

Autolamp automatic on/off headlamps with rainlamp feature
Cab steps – 5" chrome tubular (DRW)
Door handles – Body-color
Fog lamps
Mirrors – PowerScope® power-telescoping/-folding trailer tow with power/heated glass, heated manual spotter mirrors, and integrated clearance lamps and turn signal indicators
Reverse Sensing System
SecuriCode™ keyless entry keypad

Available Options

Mechanical

6.7L Power Stroke® V8 Turbo Diesel B20-capable engine (standard on F-450)
5th-wheel hitch kit (requires 8' box; includes 18K hitch on SRW or 26.5K hitch on DRW)²
Gooseneck hitch kit³
Alternators – Dual, 357-amp total (diesel engine only)
Engine block heater (standard in 15 cold-weather states)
Power take-off (PTO) provision allows transmission-mounted live-drive and stationary modes (diesel engine only)
Rear axle – Electronic-locking (F-250/F-350 SRW only)
Rear axle – Limited-slip (F-350 DRW; standard on F-450)
20" premium cast-aluminum wheels – 4 (F-250/F-350 SRW 4x4 only)
20" chrome-clad aluminum wheels – 4 (requires Chrome Package; F-250/F-350 SRW 4x4 only)
LT245/75R17 all-terrain BSW tires – 5 (F-350 DRW)
LT245/75R17 all-terrain OWL tires – 4 (F-350 DRW)
LT275/70R18 all-terrain BSW tires – 4 (F-250/F-350 SRW 4x4)
LT275/70R18 all-terrain OWL tires – 4 (F-250/F-350 SRW 4x4)
LT275/65R20 all-terrain BSW tires – 4 (F-250 4x4 only; requires FX4 Off-Road Package)
LT275/65R20 all-terrain OWL tires – 4 (F-250/F-350 SRW 4x4)

Seating

40/20/40 split leather-trimmed front seats, center under-seat lockable storage with 12-volt powerpoint, and center armrest with cupholders and storage
Heated rear outboard seats (requires LARIAT Interior Package or LARIAT Ultimate Package; Crew Cab only)

Interior

Navigation System with Premium Sound System includes HD Radio™ Technology, AM/FM stereo/single-CD player with MP3 capability, USB port, in-dash touch screen, voice-activated controls, SiriusXM Traffic and Travel Link®, and 8 speakers with subwoofer
Flooring – Black all-weather floor mats (deletes carpeted floor mats)
Rapid-heat supplemental cab heater (requires diesel engine; standard in 15 cold-weather states when diesel engine is ordered)
Remote Start System
Universal garage door opener
Upfitter switches located on instrument panel (4)

Exterior

Bed mat (restrictions apply)
Bedliner – Plastic drop-in
Bedliner – Tough Bed® spray-in includes tailgate guard and black bed bolts
Body-color bodyside moldings (SRW only)
Cab steps – 5" chrome tubular (standard on DRW)
Cable Lock System by Master Lock®³
Exterior backup alarm by ECCO®³
Ford Telematics™ powered by Telogis®³ – Fleet tracking system (includes 1 year of service)
Power-sliding moonroof (Crew Cab only)
Roof clearance lamps (standard on DRW)
Skid plates – Transfer case and fuel tank (4x4 only)
Splash guards (front and rear on F-250/F-350; rear only on F-450)
Stowable bed extender (F-250/F-350 SRW only)
Tailgate step includes step, tailgate assist and grab bar
Tonneau cover – Soft-folding⁴
Two-tone lower-accent paint (includes accent-color wheel-lip moldings on SRW)
Wheel-well liners (SRW only)

Available Packages

LARIAT Interior Package includes easy entry/exit memory, power, heated/cooled driver's seat; power, heated/cooled front-passenger seat; memory, power trailer tow mirrors; memory, power-adjustable pedals; and Remote Start System

LARIAT Ultimate Package (Crew Cab only; restrictions apply) includes easy entry/exit memory, power, heated/cooled driver's seat; power, heated/cooled front-passenger seat; memory, power trailer tow mirrors; memory, power-adjustable pedals; power moonroof; Navigation System; tailgate step; and Remote Start System

5th-Wheel/Gooseneck Trailer Tow Prep Package (n/a with stowable bed extender) includes 1 under-bed-frame crossmember, 5 pickup bed 5th-wheel/gooseneck attachment points and close-out plugs, and an integrated 7-pin connector on the driver's side pickup bed wall

9,900-lb. GVWR Package (F-250; restrictions apply)

10,000-lb. GVWR Package (F-350 SRW; restrictions apply)

11,400-lb. GVWR Package (F-350 SRW 4x4 and F-350 SRW SuperCab/Crew Cab 4x2 with 8' box; requires 18" wheels and diesel engine)

Camper Package (restrictions apply) includes front springs upgrade (unless maximum springs have been computer-selected as included equipment), rear stabilizer bar (SRW), slide-in-camper certification and auxiliary rear springs on F-250

Chrome Package includes chrome exhaust tip, chrome tow hooks, unique chrome mirror caps, chrome cargo tie-down hooks, 6" chrome angular cab steps and 18" chrome-clad aluminum wheels with LT275/65R18 all-season BSW tires (on SRW only)

CNG/Propane Gaseous Engine Prep Package (F-250/F-350 with gas engine only) includes hardened engine intake valves and valve seats and bi-fuel manifold

FX4 Off-Road Package (4x4 only; n/a on F-450; other restrictions apply) includes transfer case and fuel tank skid plates, Hill Descent Control™ (SRW only), Rancho® shocks and FX4 Off-Road box decals

Heavy-Service Front Suspension Package (restrictions apply) includes front springs upgrade (unless maximum springs have been computer-selected as included equipment)

High-Capacity Trailer Tow Package (F-350 Crew Cab DRW 172" WB 4x4 only; requires diesel engine and 4.30 limited-slip rear axle) includes max. front springs, wide track front axle, front fender flare moldings, and increased GCWR from 31,900 lbs. to 35,000 lbs.

Snow Plow Prep Package (4x4 only; restrictions apply) includes computer-selected springs for snow plow application and extra-heavy-duty alternator with diesel engine only

¹SYNC Services varies by trim level and model year and may require a subscription. Traffic alerts and turn-by-turn directions available in select markets. Message and data rates may apply. Ford Motor Company reserves the right to change or discontinue this product service at any time without prior notification or incurring any future obligation. ²Requires 5th-Wheel/Gooseneck Trailer Tow Prep Package. See your dealer for details. ³Ford Licensed Accessory. See your dealer for limited warranty details.



17" Polished Forged-Aluminum
Standard: F-350 DRW



18" Bright-Machined
Cast-Aluminum
Standard: F-250/F-350 SRW



18" Chrome-Clad Aluminum
Included: F-250/F-350 SRW
w/Chrome Package



19.5" Polished Forged-Aluminum
Standard: F-450 DRW



20" Premium Cast-Aluminum
Optional: F-250/F-350 SRW 4x4



20" Chrome-Clad Aluminum
Optional: F-250/F-350 SRW 4x4
w/Chrome Package



F-450 KING RANCH Crew Cab 4x4. Green Gem/Caribou two-tone. Chrome Package. Available equipment.

KING RANCH Crew Cab 4x4. Antiqued Mesa Brown leather trim. Black interior. Available equipment.

Includes all LARIAT features, plus:

Seating

- Antiqued Mesa Brown leather-trimmed seats with "KING RANCH" seat back logo
- Easy entry/exit driver's seat memory feature
- Heated/cooled driver and front-passenger seats

Interior

- Navigation System with HD Radio™ Technology
- Flooring – Color-coordinated carpeted floor mats with "KING RANCH" logo
- Memory Group includes memory feature for power trailer tow mirrors, 10-way power driver's seat, and power-adjustable pedals
- Remote Start System
- Steering wheel – Antiqued Mesa Brown leather-wrapped with secondary audio, cruise and 5-button message center controls
- Unique woodgrain-style instrument panel accents
- Universal garage door opener

Exterior

- Accent-color wheel-lip moldings (SRW)
- Body-color bodyside moldings (SRW)
- Bumpers – Accent-color monochromatic
- Cab steps – Illuminated accent-color platform
- Grille – Body-color surround with chrome insert
- Mirrors – PowerScope® power-telescoping/-folding trailer tow with memory, power/heated glass, heated manual spotter mirrors, integrated clearance lamps and turn signal indicators with body-color mirror caps
- Two-tone lower-accent paint

Available Options

Mechanical

- 6.7L Power Stroke® V8 Turbo Diesel B20-capable engine (standard on F-450)
- 5th-wheel hitch kit (requires 8' box; includes 18K hitch on SRW or 26.5K hitch on DRW)¹
- Gooseneck hitch kit¹
- Alternators – Dual, 357-amp total (diesel engine only)
- Engine block heater (standard in 15 cold-weather states)

Power take-off (PTO) provision allows transmission-mounted live-drive and stationary modes (diesel engine only)

Rear axle – Electronic-locking (F-250/F-350 SRW only)

Rear axle – Limited-slip (F-350 DRW; standard on F-450)

20" premium painted cast-aluminum wheels – 4 (F-250/F-350 SRW only)

20" chrome-clad aluminum wheels – 4 (requires Chrome Package; F-250/F-350 SRW 4x4 only)

LT275/70R18 all-terrain BSW tires – 4 (F-250/F-350 SRW 4x4)

LT275/70R18 all-terrain OWL tires – 4 (F-250/F-350 SRW 4x4)

LT275/65R20 all-terrain OWL tires – 4 (F-250/F-350 SRW 4x4)

LT245/75R17 all-terrain BSW tires – 5 (F-350 DRW)

LT245/75R17 all-terrain OWL tires – 4 (F-350 DRW)

Seating

Heated rear outboard seats

Interior

Rapid-heat supplemental cab heater (requires diesel engine; standard in 15 cold-weather states when diesel engine is ordered)

Upfitter switches located on instrument panel (4)

Exterior

Bed mat (restrictions apply)

Bedliner – Plastic drop-in

Bedliner – Tough Bed® spray-in includes tailgate guard and black bed bolts

Cable Lock System by Master Lock®²

Exterior backup alarm by ECCO®²

Ford Telematics™ powered by Telogis®² – Fleet tracking system (includes 1 year of service)

Power-sliding moonroof

Roof clearance lamps (standard on DRW)

Skid plates – Transfer case and fuel tank (4x4 only)

Splash guards (front and rear on F-250/F-350; rear only on F-450)

Stowable bed extender (F-250/F-350 SRW only)

Tailgate step includes step, tailgate assist and grab bar

Tonneau cover – Soft-folding²

Wheel-well liners (SRW only)

Available Packages

KING RANCH with Chrome Package includes chrome exhaust tip, chrome tow hooks, unique chrome mirror caps, chrome cargo tie-down hooks, 6" chrome angular cab steps, and 18" chrome-clad aluminum wheels with LT275/65R18 all-season BSW tires (on SRW only)

KING RANCH Monochromatic Paint Package (requires KING RANCH with Chrome Package) includes chrome front and rear bumpers, monochromatic paint, body-color bumper extenders (F-450), body-color front fender flares (DRW), and unique KING RANCH 6.7L Power Stroke diesel engine decal (replaces tape stripe)

5th-Wheel/Gooseneck Trailer Tow Prep Package (n/a with stowable bed extender) includes 1 under-bed-frame crossmember, 5 pickup bed 5th-wheel/gooseneck attachment points and close-out plugs, and an integrated 7-pin connector on the driver's side pickup bed wall

9,900-lb. GVWR Package (F-250; restrictions apply)

10,000-lb. GVWR Package (F-350 SRW; restrictions apply)

11,400-lb. GVWR Package (F-350 SRW 4x4 and F-350 SRW SuperCab/Crew Cab 4x2 with 8' box; requires 18" wheels and diesel engine)

Camper Package (restrictions apply) includes front springs upgrade (unless maximum springs have been computer-selected as included equipment), rear stabilizer bar (SRW), slide-in-camper certification and auxiliary rear springs on F-250

CNG/Propane Gaseous Engine Prep Package (F-250/F-350 with gas engine only) includes hardened engine intake valves and valve seats and bi-fuel manifold

FX4 Off-Road Package (4x4 only; n/a on F-450; other restrictions apply) includes transfer case and fuel tank skid plates, Hill Descent Control™ (SRW only), Rancho® shocks and FX4 Off-Road box decals

Heavy-Service Front Suspension Package (restrictions apply) includes front springs upgrade (unless maximum springs have been computer-selected as included equipment)

High-Capacity Trailer Tow Package (F-350 Crew Cab DRW 172" WB 4x4 only; requires diesel engine and 4.30 limited-slip rear axle) includes max. front springs, wide track front axle, front fender flare moldings, and increased GCWR from 31,900 lbs. to 35,000 lbs.

Snow Plow Prep Package (4x4 only; restrictions apply) includes computer-selected springs for snow plow application and extra-heavy-duty alternator with diesel engine only

¹Requires 5th-Wheel/Gooseneck Trailer Tow Prep Package. See your dealer for details. ²Ford Licensed Accessory. See your dealer for limited warranty details.



17" Polished Forged-Aluminum
Standard: F-350 DRW



18" Bright-Machined
Cast-Aluminum
Standard: F-250/F-350 SRW



18" Chrome-Clad Aluminum
Included: F-250/F-350 SRW
w/Chrome Package



19.5" Polished Forged-Aluminum
Standard: F-450 DRW



20" Premium Painted
Cast-Aluminum
Optional: F-250/F-350 SRW 4x4



20" Chrome-Clad Aluminum
Optional: F-250/F-350 SRW 4x4
w/Chrome Package

PLATINUM



F-350 PLATINUM Crew Cab 4x4. Ruby Red. Available equipment.

PLATINUM Crew Cab 4x4. Charcoal Black Premium leather trim. Available equipment.

Includes all LARIAT features, plus:

Mechanical

20" 7-spoke cast-aluminum wheels with black-painted pockets (SRW)

LT275/65R20 all-terrain OWL tires (SRW)

Seating

Premium leather-trimmed seats with tuxedo stripe design and "PLATINUM" seat back embroidery

Easy entry/exit driver's seat memory feature

Heated/cooled driver and front-passenger seats

Interior

Navigation System with HD Radio™ Technology

Memory Group includes memory feature for power trailer tow mirrors, 10-way power driver's seat, and adjustable pedals

Remote Start System

Steering wheel – Heated, premium leather-wrapped with genuine walnut swirl wood accent, and secondary audio, cruise and 5-button message center controls

Unique woodgrain-style instrument panel accents

Universal garage door opener

Exterior

Bumpers – Body-color

Cab steps – 6" chrome angular

Cargo box – Chrome cargo tie-down hooks

Chrome exhaust tip

Door handles – Chrome with body-color bezels

Grille – Satin-chrome surround with bright chrome insert

Mirrors – PowerScope® power-telescoping/-folding trailer tow with memory, power/heated glass, heated manual spotter mirrors, integrated clearance lamps and turn signal indicators, and chrome mirror caps

Raised chrome "PLATINUM" box-side lettering

Satin-chrome tailgate appliqué

Tailgate step includes step, tailgate assist and grab bar

Tow hooks – Chrome, 2 in front

Available Options

Mechanical

6.7L Power Stroke® V8 Turbo Diesel B20-capable engine (standard on F-450)

5th-wheel hitch kit (requires 8' box; includes 18K hitch on SRW or 26.5K hitch on DRW)¹

Gooseneck hitch kit¹

Alternators – Dual, 357-amp total (diesel engine only)

Engine block heater (standard in 15 cold-weather states)

Power take-off (PTO) provision allows transmission-mounted live-drive and stationary modes (diesel engine only)

Rear axle – Electronic-locking (F-250/F-350 SRW only)

Rear axle – Limited-slip (F-350 DRW; standard on F-450)

LT245/75R17 all-terrain BSW tires – 5 (F-350 DRW)

LT245/75R17 all-terrain OWL tires – 4 (F-350 DRW)

Seating

Heated rear outboard seats

Interior

Rapid-heat supplemental cab heater (requires diesel engine; standard in 15 cold-weather states when diesel engine is ordered)

Upfitter switches located on instrument panel (4)

Exterior

Bed mat (restrictions apply)

Bedliner – Plastic drop-in

Bedliner – Tough Bed® spray-in includes tailgate guard and black bed bolts

Body-color bodyside moldings (SRW)

Cable Lock System by Master Lock®²

Exterior backup alarm by ECCO®²

Ford Telematics™ powered by Telogis®² – Fleet tracking system (includes 1 year of service)

Power-sliding moonroof

Roof clearance lamps (standard on DRW)

Skid plates – Transfer case and fuel tank

Splash guards (front and rear on F-250/F-350; rear only on F-450)

Stowable bed extender (F-250/F-350 SRW only)

Tonneau cover – Soft-folding²

Wheel-well liners (SRW only)

Available Packages

5th-Wheel/Gooseneck Trailer Tow Prep Package (n/a with stowable bed extender) includes 1 under-bed-frame crossmember, 5 pickup bed 5th-wheel/gooseneck attachment points and close-out plugs, and an integrated 7-pin connector on the driver's side pickup bed wall

9,900-lb. GVWR Package (F-250; restrictions apply)

10,000-lb. GVWR Package (F-350 SRW; restrictions apply)

11,400-lb. GVWR Package (F-350 SRW with diesel engine)

Camper Package (DRW only; restrictions apply) includes front springs upgrade (unless maximum springs have been computer-selected as included equipment) and slide-in-camper certification

CNG/Propane Gaseous Engine Prep Package (F-250/F-350 with gas engine only) includes hardened engine intake valves and valve seats and bi-fuel manifold

FX4 Off-Road Package (4x4 only; n/a on F-450; other restrictions apply) includes transfer case and fuel tank skid plates, Hill Descent Control™ (SRW only), Rancho® shocks and FX4 Off-Road box decals

Heavy-Service Front Suspension Package (restrictions apply) includes front springs upgrade (unless maximum springs have been computer-selected as included equipment)

High-Capacity Trailer Tow Package (F-350 Crew Cab DRW 172" WB 4x4 only; requires diesel engine and 4.30 limited-slip rear axle) includes max. front springs, wide track front axle, front fender flare moldings, and increased GCWR from 31,900 lbs. to 35,000 lbs.

Snow Plow Prep Package (4x4 only; restrictions apply) includes computer-selected springs for snow plow application and extra-heavy-duty alternator with diesel engine only

¹Requires 5th-Wheel/Gooseneck Trailer Tow Prep Package. See your dealer for details. ²Ford Licensed Accessory. See your dealer for limited warranty details.



17" Polished Forged-Aluminum
Optional: F-350 DRW



19.5" Polished Forged-Aluminum
Standard: F-450 DRW



20" 7-Spoke Cast-Aluminum
w/Black-Painted Pockets
Standard: F-250/F-350 SRW

EXTERIORS



White Platinum Metallic Tri-coat



Ingot Silver*



Ruby Red Metallic Tinted Clearcoat



Blue Jeans*



Magnetic*



Shadow Black



Oxford White



Race Red



Bronze Fire*




Caribou*



Green Gem*


INTERIORS



1 Steel HD Vinyl



2 Steel Cloth



3 Adobe Cloth



4 Adobe Leather



5 Charcoal Black Leather



6 Antiqued Mesa Brown Leather



7 Pecan Premium Leather



8 Charcoal Black Premium Leather

Exteriors	Two-Tone			Interiors			
		XL	XLT	LARIAT	KING RANCH ⁰¹	PLATINUM	
White Platinum Metallic Tri-coat ²	■			4	5	6	7 8
Oxford White	■ ■	1 2	2 3	4	5	6	
Ingot Silver	■	1 2	2	5			8
Race Red ³		1 2	2 3	4	5		
Ruby Red Metallic Tinted Clearcoat ²	■		3	4	5	6	8
Bronze Fire	■		3	4	5	6	7 8
Blue Jeans	■ ■	1 2	2 3	4	5	6	
Caribou		1 2	2 3	4	5		
Magnetic		1 2	2	5			
Green Gem	■ ■	1 2	2 3	4	5	6	
Shadow Black ³	■ ■	1 2	2 3	4	5	6	7 8

■ Caribou Two-Tone Accent exterior standard on KING RANCH, optional on LARIAT

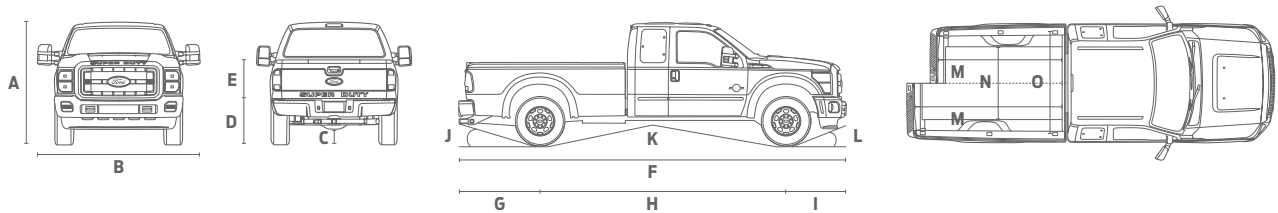
■ Magnetic Two-Tone Accent exterior optional on LARIAT with Charcoal Black Leather interior only

⁰¹KING RANCH available in Black or Adobe interior environment. ²Additional charge. ³New for 2016.

Colors are representative only. See your dealer for actual paint/trim options.



TECHNICAL SPECIFICATIONS

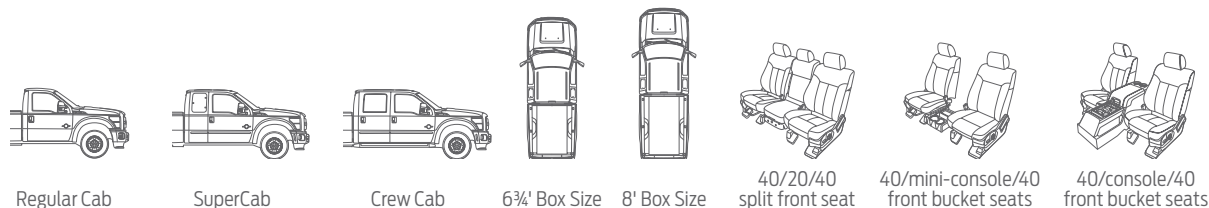


DIMENSIONS

Exterior	Regular Cab	SuperCab	Crew Cab		
	LWB 4x2/4x4	SWB 4x2/4x4	LWB 4x2/4x4	SWB 4x2/4x4	LWB 4x2/4x4
A. Height – F-250 SRW (w/o options)	76.6"/79.2"	77.0"/79.5"	76.9"/79.3"	77.4"/79.7"	77.3"/79.8"
A. Height – F-350 SRW (w/o options)	76.5"/80.0"	76.9"/80.4"	76.7"/80.2"	77.2"/80.8"	77.2"/80.8"
A. Height – F-350 DRW (w/o options)	76.7"/79.5"	—	76.9"/79.7"	—	77.3"/79.9"
A. Height – F-450 DRW (w/o options)	—	—	—	—	79.7"
B. Width – SRW (excl. mirrors)	79.9"	79.9"	79.9"	79.9"	79.9"
B. Width – DRW (excl. mirrors)	96.0"	—	96.0"	—	96.0"
B. Width – With mirrors	104.9"	104.9"	104.9"	104.9"	104.9"
B. Width – With mirrors extended	110.0"	110.0"	110.0"	110.0"	110.0"
C. Ground clearance – F-250 SRW	8.5"/8.2"	8.5"/8.2"	8.5"/8.1"	8.5"/8.1"	8.5"/8.1"
C. Ground clearance – F-350 SRW	8.5"/8.2"	8.5"/8.2"	8.5"/8.2"	8.5"/8.2"	8.5"/8.2"
C. Ground clearance – F-350 DRW	8.1"/8.0"	—	8.1"/8.0"	—	8.0"/8.0"
C. Ground clearance – F-450 DRW	—	—	—	—	8.0"
D. Load floor height – F-250 SRW	35.2"/36.3"	34.8"/35.6"	34.4"/35.4"	34.2"/35.1"	34.1"/35.0"
D. Load floor height – F-350 SRW	34.7"/38.5"	34.4"/37.9"	34.1"/38.0"	33.9"/37.8"	33.8"/37.7"
D. Load floor height – F-350 DRW	35.0"/36.4"	—	34.3"/35.7"	—	34.1"/35.6"
D. Load floor height – F-450 DRW	—	—	—	—	35.4"
E. Cargo box height	20.0"	20.0"	20.0"	20.0"	20.0"
F. Length	227.6"	232.4"	248.6"	246.8"	263.0"
G. Overhang – Rear	52.4"	52.4"	52.4"	52.4"	52.4"
H. Wheelbase	137.0"	141.8"	158.0"	156.2"	172.4"
I. Overhang – Front	38.1"	38.1"	38.1"	38.1"	38.1"
J. Angle of departure – F-250 SRW	17.8°/19.2°	17.4°/18.5°	17.0°/18.3°	16.7°/18.0°	16.7°/17.9°
J. Angle of departure – F-350 SRW	17.3°/21.5°	17.0°/20.9°	16.6°/21.1°	16.4°/20.8°	16.3°/20.8°
J. Angle of departure – F-350 DRW	17.6°/19.3°	—	16.9°/18.7°	—	16.7°/18.5°
J. Angle of departure – F-450 DRW	—	—	—	—	18.3°

Exterior	Regular Cab	SuperCab	Crew Cab		
	LWB 4x2/4x4	SWB 4x2/4x4	LWB 4x2/4x4	SWB 4x2/4x4	LWB 4x2/4x4
K. Ramp breakover angle – F-250 SRW	17.5°/20.4°	16.9°/19.8°	15.8°/18.1°	15.7°/18.1°	15.0°/17.3°
K. Ramp breakover angle – F-350 SRW	17.2°/21.5°	16.7°/20.9°	15.6°/19.2°	15.5°/19.2°	14.8°/18.2°
K. Ramp breakover angle – F-350 DRW	17.5°/20.4°	—	15.9°/18.6°	—	15.0°/17.4°
K. Ramp breakover angle – F-450 DRW	—	—	—	—	17.0°
L. Angle of approach – F-250 SRW	18.0°/19.4°	18.1°/20.1°	18.7°/20.0°	18.7°/20.0°	18.9°/20.6°
L. Angle of approach – F-350 SRW	18.1°/18.8°	18.2°/19.5°	18.8°/19.3°	18.8°/19.3°	19.0°/20.0°
L. Angle of approach – F-350 DRW	18.2°/19.2°	—	19.0°/20.6°	—	19.1°/20.3°
L. Angle of approach – F-450 DRW	—	—	—	—	19.8°
Interior					
Front head room	40.7"	40.7"	40.7"	40.7"	40.7"
Front shoulder room	68.0"	68.0"	68.0"	68.0"	68.0"
Front hip room	67.6"	67.6"	67.6"	67.6"	67.6"
Front leg room (max.)	43.3"	43.3"	43.3"	43.3"	43.3"
Rear head room	—	38.1"	38.1"	40.8"	40.8"
Rear shoulder room	—	68.1"	68.1"	68.0"	68.0"
Rear hip room	—	67.3"	67.3"	67.6"	67.6"
Rear leg room	—	31.6"	31.6"	42.1"	42.1"
Cargo Box					
Volume (cu. ft.)	77.3	64.1	77.3	64.1	77.3
M. Length at floor	98.0"	81.8"	98.0"	81.8"	98.0"
N. Width at wheelhouse	50.9"	50.9"	50.9"	50.9"	50.9"
O. Width at floor (maximum)	69.3"	69.3"	69.3"	69.3"	69.3"

SRW = single rear wheel DRW = dual rear wheel
SWB = short wheelbase (6'4" cargo box) LWB = long wheelbase (8' cargo box)



	Regular Cab	SuperCab	Crew Cab	6 3/4' Box Size	8' Box Size	40/20/40 split front seat	40/mini-console/40 front bucket seats	40/console/40 front bucket seats
XL	<input type="checkbox"/>	<input type="checkbox"/>	<input type="checkbox"/>	<input type="checkbox"/>	<input type="checkbox"/>	<input checked="" type="checkbox"/>	<input type="checkbox"/>	<input type="checkbox"/>
XLT	<input type="checkbox"/>	<input type="checkbox"/>	<input type="checkbox"/>	<input type="checkbox"/>	<input type="checkbox"/>	<input checked="" type="checkbox"/>	<input type="checkbox"/>	<input type="checkbox"/>
LARIAT	<input type="checkbox"/>	<input type="checkbox"/>	<input type="checkbox"/>	<input type="checkbox"/>	<input type="checkbox"/>	<input type="checkbox"/>	<input type="checkbox"/>	<input checked="" type="checkbox"/>
KING RANCH®	<input type="checkbox"/>	<input type="checkbox"/>	<input checked="" type="checkbox"/>	<input type="checkbox"/>	<input type="checkbox"/>	<input type="checkbox"/>	<input type="checkbox"/>	<input checked="" type="checkbox"/>
PLATINUM	<input type="checkbox"/>	<input type="checkbox"/>	<input checked="" type="checkbox"/>	<input type="checkbox"/>	<input type="checkbox"/>	<input type="checkbox"/>	<input type="checkbox"/>	<input checked="" type="checkbox"/>

■ Standard □ Optional

INTERIOR STORAGE (cu. ft.)

Front 40/20/40 split seat center under-seat lockable storage – 0.36
Front flow-through center console main bin – 1.23
Rear Crew Cab 60/40 split bench under-seat lockable storage – 1.17

2016 **SUPER DUTY**
ford.com



TECHNICAL SPECIFICATIONS

MAXIMUM PAYLOAD WEIGHT RATINGS (lbs.)

	Max. GVWR	Regular Cab		Crew Cab		
		137.0" WB	141.8" WB	156.2" WB	172.4" WB	
F-250 SRW 4x2	9,900	3,890	3,600	3,500	3,390	
	10,000	4,040	3,700	3,600	3,490	
F-250 SRW 4x4	9,900	3,480	3,200	3,100	3,000	
	10,000	3,580	3,300	3,200	3,100	
F-350 SRW 4x2	10,000	3,920	3,630	3,560	3,450	
	10,200	—	—	3,760	3,650	
	10,500	4,370	4,080	—	—	
	10,700	—	3,650	—	4,090	
	10,800	—	—	3,620	3,580	
	10,900	—	—	4,410	—	
	11,000	4,220	3,900	—	—	
	11,100	—	—	—	—	
	11,400	—	—	4,160	4,120	
	11,500	—	—	4,260	—	
	F-350 SRW 4x4	10,000	3,510	3,240	3,160	3,060
		10,400	3,910	—	—	—
		10,500	3,950	3,740	—	—
10,600		—	3,790	—	3,660	
10,700		—	—	3,860	—	
10,800		3,650	—	3,900	3,800	
11,000		3,790	—	4,070	—	
11,100		4,510 ¹	4,250	—	—	
11,200		—	3,740	3,610	3,590	
11,300		4,760	—	3,660	4,270	
11,400		4,160	3,910	3,730	3,700	
11,500		4,260	4,000	3,820	3,800	
F-350 DRW 4x2		13,500	7,050	—	—	—
	13,900	—	—	7,000	—	
	14,000	6,840	—	6,340	—	
F-350 DRW 4x4	13,800	6,880	—	—	—	
	14,000	6,420	—	6,680	—	
F-450 DRW 4x4	14,000	—	—	—	5,300	

WB = wheelbase

CONVENTIONAL TOWING — MAXIMUM LOADED TRAILER WEIGHT RATINGS (lbs.)

Automatic Transmission			Regular Cab						SuperCab						Crew Cab						
Engine	Axle Ratio	GCWR	F-250 SRW 4x2	F-350 SRW 4x2	F-350 DRW 4x2	F-250 SRW 4x4	F-350 SRW 4x4	F-350 DRW 4x4	F-250 SRW 4x2	F-350 SRW 4x2	F-350 DRW 4x2	F-250 SRW 4x4	F-350 SRW 4x4	F-350 DRW 4x4	F-250 SRW 4x2	F-350 SRW 4x2	F-350 DRW 4x2	F-250 SRW 4x4	F-350 SRW 4x4	F-350 DRW 4x4	F-450 DRW 4x4
			6.2L 2-valve FFV	3.73	19,200	12,500	12,500	—	12,500	12,500	—	12,500	12,500	—	12,400	12,300	—	12,500	12,500	—	12,200
4.30	19,800	—		—	13,200	—	—	12,700	—	—	—	12,800	—	—	12,400	—	—	12,500	—	—	12,100
	22,200	12,500		12,500	—	12,500	12,500	—	12,500	12,500	—	12,500	12,500	—	12,500	12,500	—	12,500	12,500	—	—
6.7L V8 Turbo Diesel	3.31	23,500	12,500	12,500	—	12,500	12,500	—	14,000	14,000	—	14,000	14,000	—	14,000	14,000	—	14,000	14,000	—	—
	3.55	23,500	12,500	12,500	—	12,500	12,500	—	14,000	14,000	—	14,000	14,000	—	14,000	14,000	—	14,000	14,000	—	—
	3.73	32,100	—	—	19,000	—	—	19,000	—	—	—	19,000	—	—	19,000	—	—	19,000	—	—	19,000
	4.30	35,000 ²	—	—	—	—	—	—	—	—	—	—	—	—	—	—	—	—	—	—	19,000
		40,400	—	—	—	—	—	—	—	—	—	—	—	—	—	—	—	—	—	—	19,000

5TH-WHEEL/GOOSENECK TOWING — MAXIMUM LOADED TRAILER WEIGHT RATINGS (lbs.)

Automatic Transmission			Regular Cab						SuperCab						Crew Cab						
Engine	Axle Ratio	GCWR	F-250 SRW 4x2	F-350 SRW 4x2	F-350 DRW 4x2	F-250 SRW 4x4	F-350 SRW 4x4	F-350 DRW 4x4	F-250 SRW 4x2	F-350 SRW 4x2	F-350 DRW 4x2	F-250 SRW 4x4	F-350 SRW 4x4	F-350 DRW 4x4	F-250 SRW 4x2	F-350 SRW 4x2	F-350 DRW 4x2	F-250 SRW 4x4	F-350 SRW 4x4	F-350 DRW 4x4	F-450 DRW 4x4
			6.2L 2-valve FFV	3.73	19,200	12,900	12,900	—	12,500	12,500	—	12,700	12,600	—	12,300	12,200	—	12,400	12,400	—	12,100
4.30	19,800	—		—	13,100	—	—	12,600	—	—	—	12,700	—	—	12,200	—	—	12,400	—	—	12,000
	22,200	15,900		15,900	—	15,500	15,500	—	15,700	15,600	—	15,300	15,200	—	15,400	15,400	—	15,100	15,000	—	—
6.7L V8 Turbo Diesel	3.31	23,500	16,600	16,500	—	16,200	16,100	—	16,300	16,200	—	15,900	15,900	—	16,100	16,000	—	15,100	15,700	—	—
	3.55	23,500	16,600	16,500	—	16,200	16,100	—	16,300	16,200	—	15,900	15,900	—	16,100	16,000	—	15,100	15,700	—	—
	3.73	32,100	—	—	24,700	—	—	24,300	—	—	—	24,200	—	—	23,800	—	—	24,000	—	—	23,500
	4.30	35,000 ²	—	—	—	—	—	—	—	—	—	—	—	—	—	—	—	—	—	—	26,500 ³
		40,400	—	—	—	—	—	—	—	—	—	—	—	—	—	—	—	—	—	—	31,200 ³

¹Requires Camper Package. ²Requires High-Capacity Trailer Tow Package. ³5th-wheel towing limited to 5th-wheel hitch rating of 26,500 lbs.

Maximum capabilities shown are for properly equipped vehicles with required equipment and a 150-lb. driver. Weight of additional options, equipment, passengers and cargo must be deducted from this weight. For additional information, see your Ford Dealer. **Conventional Towing Notes:** This information also applies to models with Pickup Box Delete option (66D). Trailer tongue load weight should be 10–15% of total loaded trailer weight. Make sure that the vehicle payload (reduced by option weight) will accommodate trailer tongue load weight and the weight of passengers and cargo added to the towing vehicle. The addition of trailer tongue load weight, and the weight of passengers and cargo, cannot cause vehicle weights to exceed the rear GAWR (Gross Axle Weight Rating) or GVWR (Gross Vehicle Weight Rating). These ratings can be found on the vehicle's Safety Compliance Certification Label. **5th-Wheel Towing Notes:** This information also applies to models with Pickup Box Delete option (66D). Trailer kingpin weight should be 15–25% of total loaded trailer weight. Make sure that the vehicle payload (reduced by option weight) will accommodate trailer kingpin weight and the weight of passengers and cargo added to the towing vehicle. The addition of trailer kingpin weight, and the weight of passengers and cargo, cannot cause vehicle weights to exceed the rear GAWR (Gross Axle Weight Rating) or GVWR (Gross Vehicle Weight Rating). These ratings can be found on the vehicle's Safety Compliance Certification Label.





F-250 XL Crew Cab in Oxford White accessorized with 5" black step bars, fog lamps, smoked hood and side window deflectors, heavy-duty splash guards, commercial-grade tool/cargo box by Delta,¹ and Ford Commercial Graphics by 3M Original Wraps¹

5th-wheel hitch kits (18K, 26.5K)

All-weather floor mats

Remote Access

Wheel-well liners

Exterior

- Commercial graphics¹
- Exhaust tip
- Hitch-mounted bike carriers¹
- Hood protector¹
- Racks and carriers¹
- Splash guards
- Sportz[®] tents¹
- Stainless steel wheel covers¹
- Step bars
- Trailer towing accessories
- Wheel lock kit

Interior

- Ash cup/coin holders
- Cargo organizers and protectors
- In-vehicle safe¹
- Leather-trimmed interior seating¹
- Premium carpeted floor mats
- Protective seat covers¹
- Tablet cradle¹

Bed Products

- Bed extender, liners and mats
- Cable lock¹
- Retractable stake pocket tie-downs¹
- Tonneau covers¹

Electronics

- Ford Telematics™ powered by Telogis®¹
- Keyless entry keypad
- Remote start systems
- Speed control
- Vehicle Security System
- Warning sensor systems¹
- Wireless charging¹



FORD ACCESSORIES

accessories.ford.com

¹Ford Licensed Accessory.



ford.com/trucks/superduty/

Follow Ford:



New Vehicle Limited Warranty. We want your Ford F-Series Super Duty® ownership experience to be the best it can be. Under this warranty, your new vehicle comes with 3-year/36,000-mile bumper-to-bumper coverage, 5-year/60,000-mile Powertrain Warranty coverage, 5-year/60,000-mile safety restraint coverage, and 5-year/unlimited-mile corrosion (perforation) coverage – all with no deductible. The Ford 6.7L Power Stroke® diesel engine gets 5-year/100,000-mile warranty coverage. Please ask your Ford Dealer for a copy of this limited warranty.

Roadside Assistance. Covers your vehicle for 5 years or 60,000 miles, so you have the security of knowing that help may be only a phone call away should you run out of fuel, lock yourself out of the vehicle or need towing. Your Ford Dealer can provide complete details on all of these advantages.

Ford Credit. Get the ride you want. Whether you plan to lease or finance, you'll find the choices that are right for you at Ford Credit. Ask your Ford Dealer for details or check us out at fordcredit.com.

Ford Extended Service Plan. For a purchase or lease, the Ford Extended Service Plan (ESP) gives you peace-of-mind protection designed to cover key vehicle components and protect you from the cost of unexpected repairs. Ask your dealer for a Ford ESP, the only service contract backed exclusively by Ford and honored at all Ford dealerships.

Insurance Services. Get Ford Motor Company quality in your auto insurance. Our program offers industry-leading benefits and competitive rates. Call 1-877-367-3847, or visit us at fordvip.com for a no-obligation quote. Insurance offered by American Road Services Company (in CA, American Road Insurance Agency), a licensed agency and subsidiary of Ford Motor Company.

Ford Original Accessories will be warranted for whichever provides you the greatest benefit: 24 months/unlimited mileage, or the remainder of your Bumper-to-Bumper 3-year/36,000-mile New Vehicle Limited Warranty. Ford Licensed Accessories (FLA) are warranted by the accessory manufacturer's warranty. FLA are designed and developed by the accessory manufacturer and have not been designed or tested to Ford Motor Company engineering requirements. Contact your Ford Dealer for details and/or a copy of all limited warranties.

Comparisons based on competitive models (class is Full-Size Pickups over 8,500 lbs. GVWR), publicly available information and Ford certification data at time of release. Vehicles may be shown with optional and aftermarket equipment. Features may be offered only in combination with other options or subject to additional ordering requirements/limitations. Dimensions and capacity ratings shown may vary due to optional features and/or production variability. Information is provided on an "as is" basis and could include technical, typographical or other errors. Ford makes no warranties, representations, or guarantees of any kind, express or implied, including but not limited to, accuracy, currency, or completeness, the operation of the information, materials, content, availability, and products. Ford reserves the right to change product specifications, pricing and equipment at any time without incurring obligations. Your Ford Dealer is the best source of the most up-to-date information on Ford vehicles. Body manufacturers are responsible for compliance certification of the completed vehicle. The Ford New Vehicle Limited Warranty and any government certification made by Ford shall cover only the vehicle as manufactured by Ford and shall not extend to any addition, modification or change of or to the vehicle by the Ford Authorized Pool Account.

HD Radio is a proprietary trademark of iBiquity Digital Corp. King Ranch is a registered trademark of King Ranch, Inc. Master Lock is a registered trademark of Master Lock Company LLC. Rancho is a registered trademark of Tenneco Automotive Operating Company Inc. SiriusXM services require a subscription, sold separately by SiriusXM after trial period. Fees and taxes apply. All fees and programming subject to change. Sirius satellite service is available only to those in the 48 contiguous USA, D.C. and PR (with coverage limitations). Our Internet radio service is available throughout our satellite service area and in AK and HI. Some channels not available in all lineups. Sirius, XM and all related marks and logos are trademarks of Sirius XM Radio Inc. Sony is a registered trademark of the Sony Corporation.



[Click here to learn more about your Super Duty](#)