

2018

# TRANSIT

PASSENGER WAGON + CARGO VAN  
CUTAWAY + CHASSIS CAB



SPECIFICATIONS



EXTERIORS / INTERIORS / WHEELS

EXTERIOR	INTERIOR				
	Oxford White	1	2	3	4 5
	Ingot Silver <sup>1</sup>	1	2	3	4 5
	School Bus Yellow <sup>2</sup>	1	2	3	4 5
	White Gold <sup>1</sup>	1	2	3	4 5
	Stone Gray <sup>1</sup>	1	2	3	4 5
	Race Red	1	2	3	4 5
	Blue Jeans <sup>1</sup>	1	2	3	4 5
	Magnetic <sup>1</sup>	1	2	3	4 5
	Green Gem <sup>1</sup>	1	2	3	4 5
	Shadow Black	1	2	3	4 5



Oxford White



Ingot Silver



School Bus Yellow



White Gold



Stone Gray




Race Red



Blue Jeans




Magnetic



Green Gem




Shadow Black



Pewter Vinyl



Pewter Leather<sup>3</sup>



Charcoal Leather



Pewter Cloth



Charcoal Cloth



16" Silver Steel with Black Hubcap  
Standard: XL Passenger Wagon/ SRW Cargo Van/Cutaway & Chassis Cab



16" White Steel with Mini-Cap and Lug Nut Covers  
Optional: All SRW (Fleet only)



16" Silver Steel with Exposed Lug Nuts (front wheel shown)  
Standard: DRW Passenger Wagon & Cargo Van



16" Easy-To-Clean Aluminum with Locking Lug Nuts  
Optional: All SRW (n/a with 9,500 lbs. GVWR or greater)



16" White Steel with Exposed Lug Nuts (front wheel shown)  
Standard: DRW Cutaway & Chassis Cab  
Optional: DRW Passenger Wagon & Cargo Van (Fleet only)



16" Polished Forged Alloy (front wheel shown)  
Optional: All DRW



16" Black Steel with Silver-Styled Cover  
Standard: SRW XLT Passenger Wagon  
Optional: XL Passenger Wagon/ SRW Cargo Van/Cutaway & Chassis Cab





## STANDARD FEATURES | PASSENGER WAGON / CARGO VAN / CUTAWAY + CHASSIS CAB

### Mechanical

25-gallon fuel tank  
 70-amp-hr battery  
 150-amp alternator  
 Auxiliary fuel port  
 Dual-note electric horn  
 Hill start assist  
 Power-assisted rack-and-pinion steering  
 Power 4-wheel disc brakes with Anti-Lock Brake System (ABS)  
 Stationary elevated idle control (SEIC)  
 Suspension – Front: independent MacPherson-strut and stabilizer bar; rear: leaf springs and heavy-duty gas shock absorbers

### Interior

4-spoke polyurethane steering wheel with tilt/telescoping column  
 12V powerpoints, 2 in front  
 12V powerpoint, 1 in rear (Passenger Wagon and Cargo Van)  
 Accessory delay  
 Center stack console with integrated gear shifter  
 Driver and front-passenger vinyl-trimmed sun visors  
 Front dome light with map lights and theater-dimming feature  
 Front overhead console (n/a on LR models)  
 Grab handle on passenger-side A-pillar  
 Lockable glove box  
 Power door locks with autolock  
 Rearview mirror (requires rear-door glass)  
 Remote Keyless Entry System with 2 key fobs  
 Speedometer (mph/kph), tachometer, and coolant temperature and fuel level gauges  
 Windows – Power front

### Exterior

Easy Fuel® capless fuel filler  
 Front bumper – Black, molded-in-color with lower valance  
 Front fender-mounted antenna  
 Roof marker lamps (DRW)  
 Solar-tinted glass  
 Variable-intermittent windshield wipers

### Safety & Security

3-point safety belts for all seating positions  
 AdvanceTrac® with RSC® (Roll Stability Control™) with side-wind stabilization  
 Driver and front-passenger front airbags, front-seat side airbags, and Safety Canopy® side-curtain airbags¹  
 SOS Post-Crash Alert System™  
 Tire Pressure Monitoring System (SRW; excludes spare)

## ENGINES | PASSENGER WAGON / CARGO VAN / CUTAWAY + CHASSIS CAB

	3.7L Ti-VCT V6	3.5L EcoBoost® V6	3.2L Power Stroke® I-5 Turbo Diesel
Configuration	DOHC	DOHC	DOHC
Fuel injection	Sequential electronic	Direct-injection	Direct-injection
Induction system	Naturally aspirated	Twin-turbocharged; intercooled	Single variable geometry turbocharged; intercooled
Cylinders	6	6	5
Cylinder heads	Aluminum	Aluminum	Aluminum
Block material	Aluminum	Aluminum	Cast iron
Bore/stroke	3.76"/3.41"	3.64"/3.41"	3.54"/3.96"
Compression ratio	10.5:1	10.0:1	15.8:1
Transmission	6-speed SelectShift® automatic	6-speed SelectShift automatic	6-speed SelectShift automatic
Horsepower	275 @ 6,000 rpm	310 @ 5,500 rpm	185 @ 3,000 rpm
Torque	260 lb.-ft. @ 4,000 rpm	400 lb.-ft. @ 2,500 rpm	350 lb.-ft. @ 1,500-2,500 rpm
Recommended fuel	Regular unleaded	Regular unleaded	Ultra-low-sulfur diesel or B20 (containing 20% or less biodiesel)
EPA-estimated ratings² (Passenger Wagon LR/MR RWB)	14 city/18 hwy/16 combined mpg	15 city/18 hwy/16 combined mpg	Not EPA rated
Availability	Standard	Available on Passenger Wagon and Cargo Van	Available on Passenger Wagon, Cargo Van, Cutaway and Chassis Cab



**P A C K A G E S** | S: Standard O: Optional

PASSENGER WAGON				PASSENGER WAGON			
CARGO VAN		CUTAWAY		CARGO VAN		CUTAWAY	
		CHASSIS CAB				CHASSIS CAB	
	0				0		
Ambulance Prep Package <sup>1</sup> : dual heavy-duty batteries, heavy-duty alternator, and limited-slip axle; optional on MR or HR with sliding passenger-side door; includes fixed side- and rear-door glass, Modified Vehicle Wiring System, and auxiliary fuse panel; 4.10 axle on 3.7L V6 (standard on HR, optional on MR), and 3.73 axle on 3.2L Diesel, 3.5L EcoBoost, and MR 3.7L V6				Motorhome Prep Package <sup>1</sup> : cruise control, AM/FM stereo with audio input jack and 4" multifunction display, dual heavy-duty batteries, heavy-duty alternator, driver and front-passenger sun visors, Modified Vehicle Wiring System, Trailer Wiring Provisions Package, auxiliary fuse panel, cloth 4-way manual driver and front-passenger seats with inboard armrests and manual driver's lumbar, Exterior Upgrade Package, and vinyl front floor covering			
	0				0		
Ambulance Prep Package <sup>1</sup> : dual heavy-duty batteries, heavy-duty alternator, limited-slip axle, spare wheel and tire, manual short-arm sideview mirrors, and LED-enabled separate stop/turn taillamps; 4.10 axle on 3.7L V6 and 3.73 axle on 3.2L Diesel				Multifunctional School Activity Bus Prep Package <sup>1</sup> : banded front-door glass, dual heavy-duty batteries, heavy-duty alternator, auxiliary fuse panel, LED-enabled separate stop/turn taillamps, and Passenger-Side Door Delete Package			
0	0	0			0		
Auxiliary Heater/AC Prep Package <sup>1</sup> : requires aftermarket upfit of a rear climate control system				Passenger-Side Door Delete Package <sup>1</sup> : requires vinyl 4-way manual driver's seat only with inboard armrest and manual lumbar, and front-passenger seat delete			
0	0	0			0		
Auxiliary Heater Prep Package <sup>1</sup> : requires aftermarket upfit of a rear climate control system				Premium Package <sup>1</sup> : Interior and Exterior Upgrade Packages; Pewter leather-trimmed, heated, 10-way power driver and front-passenger seats with inboard armrests; and vinyl front and rear floor covering (Cargo Van)			
0				0	0	0	
Builder's Prep Package <sup>1</sup> : Modified Vehicle Wiring System; vinyl front floor covering on XL, carpeted on XLT; AM/FM stereo/single-CD player with 4" multifunction display; requires dual heavy-duty batteries and heavy-duty alternator; package deletes rear floor covering, rear seat rails, and rear seats and safety belts				Radio Prep Package: front speaker grilles, antenna, cover plate in place of radio, wiring for single-CD audio and speakers (no radio chassis provided)			
0	0	0	0		0	0	0
CNG/Propane Gaseous Engine Prep Package: hardened intake/exhaust valves and valve seats (3.7L V6 only)				RV Prep Package <sup>1</sup> : Modified Vehicle Wiring System, Trailer Wiring Provisions Package, privacy glass, carpeted front floor covering and rear cargo door exit handle; requires dual heavy-duty batteries and heavy-duty alternator; package deletes all Passenger Wagon content behind the B-pillars including rear floor covering, rear seating, rear seat rails, rear fixings and safety belts, rear headliner, rear Safety Canopy side-curtain airbags, and rear climate control (XLT Passenger Wagon)			
0	0	0	0	0			
Exterior Upgrade Package <sup>1</sup> : chrome headlamp trim, grille and grille surround; and 16" black steel wheels with silver-styled covers (SRW; n/a on XL Passenger Wagon)				School Bus Prep Package <sup>1</sup> : banded front-door glass, dual heavy-duty batteries, heavy-duty alternator, auxiliary fuse panel, LED-enabled separate stop/turn taillamps, and Passenger-Side Door Delete Package			
0	0				0		
Heavy-Duty Trailer Tow Package: trailer wiring provisions, 4-/7-pin connector, electric brake controller, frame-mounted hitch receiver, and tow/haul mode				Shuttle Bus Prep Package <sup>1</sup> : Exterior Upgrade Package, dual heavy-duty batteries, heavy-duty alternator, engine block heater, Trailer Wiring Provisions Package, and auxiliary fuse panel			
	0	0	0		0		
Interior Upgrade Package <sup>1</sup> : cruise control, cloth 4-way manual driver and front-passenger seats with inboard armrests, AM/FM stereo with single-CD player, 4" multifunction display, message center, SYNC <sup>®</sup> instrument panel console mats, illuminated vanity mirrors, Load Area Protection Package (Cargo Van), and leather-wrapped steering wheel with controls for audio and multifunction display (Cutaway/Chassis Cab)				Smoker's Package: cigarette lighter and ash cup			
0				0	0	0	0
Load Area Protection Package <sup>1</sup> : complete rear polypropylene panels on side walls and doors, and vinyl front and rear floor covering				Trailer Wiring Provisions Package: trailer wiring harness, trailer sway control, tow/haul mode, 4-/7-pin connector assembly and rear jumper (Passenger Wagon/Cargo Van)			
0	0	S	S				
Modified Vehicle Wiring System: modified vehicle connections for customized wiring harness provisions; requires dual heavy-duty batteries and heavy-duty alternator							



## STANDARD FEATURES

### Mechanical

4-/7-pin connector assembly and rear jumper  
Full-size spare wheel and tire, 4-ton jack and tool kit

### Seating

8-passenger (RWB)  
12-passenger (LWB)  
15-passenger (LWB EL)

### Interior

Cargo area LED load compartment lighting  
Front and rear air conditioning

### Exterior

Center high-mounted stop lamp  
Doors – 180° rear cargo with key-lock cylinder (RWB)  
Doors – 237° rear cargo with key-lock cylinder (LWB and LWB EL)  
Doors – 60/40 swing-out passenger-side (LR)  
Doors – Sliding passenger-side (MR and HR)  
Mirrors – Short-arm, power sideview  
Rear bumper – Black, molded-in-color with extended integral step (LR)  
Rear bumper – Black, molded-in-color with bumper step (MR and HR)  
Windows – All-around with 4th-row flip-open glass (LWB EL)  
Windows – Fixed, all-around (RWB and LWB)

### Safety & Security

Camera – Low-mount rear view (LR)  
Camera – High-mount rear view (MR and HR)



TX	TLT		TX	TLT		TX	TLT	
		<b>Mechanical</b>			<b>Mechanical</b>			<b>Mechanical</b>
O	O	Alternator – Heavy-duty (210-amp on diesel, 250-amp on gas)	O	O	AM/FM stereo/single-CD player with audio input jack, 4" multifunction display and HD Radio™	O	O	Running board – Fixed passenger-side
O	O	Battery – Dual heavy-duty absorbed glass mat (AGM) (standard with diesel engine)	O	O	AM/FM stereo/single-CD player with SYNC, message center, and leather-wrapped steering wheel with controls for audio and multifunction display	O	O	Running board – Power passenger-side
O	O	Battery – Single absorbed glass mat (AGM) (gas engine)	O	O	AM/FM stereo/single-CD player with SYNC, message center, HD Radio, and leather-wrapped steering wheel with controls for audio and multifunction display	O	O	Running boards – Fixed extended-length passenger-side and fixed driver-side <sup>4</sup>
O	O	Battery guard – Programmable	O	O	AM/FM stereo with SYNC 3 including Navigation System with pinch-to-zoom capability, SiriusXM® Traffic and Travel Link® with 5-year subscription, <sup>2</sup> and HD Radio; leather-wrapped steering wheel with controls for audio and multifunction display; and Lane-Keeping Alert with Driver Alert System	O	O	Stainless steel wheel covers (factory-invoiced, dealer-installed accessory; available with standard DRW steel wheels only)
O	O	Engine block heater (recommended when minimum temperature is 10°F or below; standard on diesel)	O	O	SiriusXM Radio with 6-month All Access trial subscription <sup>1,2</sup>	O	O	Wheel-well liners (front only)
O	O	Operator-commanded exhaust filter regeneration (diesel engine)	O	O	110V/150W AC power outlet (requires dual heavy-duty batteries) <sup>1</sup>	O	O	Windows – All-around with 2nd-row driver's side flip-open glass and fixed 60/40 swing-out passenger-side door glass (optional with LR only; requires privacy glass)
O	O	Operator-commanded exhaust filter regeneration with active regeneration inhibit (diesel engine)	O	O	Auxiliary fuse panel (requires dual heavy-duty batteries and heavy-duty alternator; includes Modified Vehicle Wiring System; included with user-defined upfitter switches)	O	O	Windows – All-around with 2nd-row flip-open glass and 4th-row flip-open glass (optional on LWB EL; requires privacy glass)
O	O	Push-down manual parking brake <sup>1</sup>	O	S	Cruise control with message center including full trip computer and engine-hour meter	O	O	Windows – Privacy glass (includes rear-window defroster)
O	O	Trailer brake controller (requires Heavy-Duty Trailer Tow Package)	S	O	Flooring – Vinyl front and rear <sup>1</sup>	O	O	Windows – Rear defroster
		<b>Driver-Assist Technology</b>	O	O	Floor mats – All-weather front (requires carpeted flooring)			<b>Safety &amp; Security</b>
O	O	Lane-Keeping Alert with Driver Alert System	O	O	Floor mats – Carpeted front	O	O	2 spare keys
O	S	Rain-sensing windshield wipers with automatic headlamps	O	O	Ford Telematics™ powered by Telogis® <sup>3</sup> – Fleet tracking system (includes 1 year of subscription service)	O	O	Backup alarm <sup>3</sup>
O	O	SYNC® Voice Recognition Communications and Entertainment System with 4" color LCD screen in center stack, 911 Assist, AppLink®, Apple CarPlay™ compatibility, Android Auto™ compatibility, and 2 smart-charging USB ports <sup>1</sup>	O	O	High-capacity upfitter switches (4; requires dual heavy-duty batteries and heavy-duty alternator; includes Modified Vehicle Wiring System, customer connection point and auxiliary fuse panel)	O	O	MyKey® technology to help encourage responsible driving <sup>1</sup> includes Level 2 instrument cluster (requires SecuriLock® Passive Anti-Theft System and cruise control)
O	O	SYNC 3 with 6.5" color LCD capacitive touchscreen in center stack, 911 Assist, AppLink®, Apple CarPlay™ compatibility, Android Auto™ compatibility, and 2 smart-charging USB ports <sup>1</sup>	O	S	Rear dome light with map lights and theater-dimming feature	O	O	Perimeter alarm (requires SecuriLock Passive Anti-Theft System)
		<b>Seating</b>	O	S	Vinyl-trimmed sun visors with illuminated vanity mirrors <sup>1</sup>	O	O	SecuriCode™ keyless entry keypad
O	O	10-passenger (RWB)			<b>Exterior</b>	O	O	SecuriLock Passive Anti-Theft System
O	O	15-passenger (LWB)	O	O	Doors – Sliding passenger-side (LR)			<b>Packages<sup>1,5</sup></b>
S		Vinyl, 4-way manual driver and front-passenger seats with driver's inboard armrest	S/O	S/O	Front license plate bracket (standard in states requiring 2 license plates and optional in all others)	O	O	Auxiliary Heater/AC Prep Package
O		Vinyl, 4-way manual driver and front-passenger seats with inboard armrests	S		Grille – Black with black surround	O	O	Auxiliary Heater Prep Package
O	S	Cloth, 4-way manual driver and front-passenger seats with inboard armrests and driver's manual lumbar	S		Grille – Chrome with chrome surround	O	O	Builder's Prep Package
O	O	Cloth, 10-way power, heated driver and 4-way manual front-passenger seats with inboard armrests	O	S	Headlamps – Automatic with rain-sensing windshield wipers	O	O	CNG/Propane Gaseous Engine Prep Package
O	O	Cloth, 10-way power, heated driver and front-passenger seats with inboard armrests	S	S	Headlamps – Halogen with black trim	S		Exterior Upgrade Package
O	O	Leather-trimmed, 10-way power, heated driver and front-passenger seats with inboard armrests	S	S	Headlamps – Halogen with chrome trim	O	O	Heavy-Duty Trailer Tow Package
S		Manual recline rear seats with inboard armrests (excluding last row)	O	O	Mirrors – Short-arm, power-folding sideview with power, heated glass and integrated turn signal indicators	O	O	Modified Vehicle Wiring System
		<b>Interior</b>	O	O	Mirrors – Long-arm, power sideview	O	O	RV Prep Package
S		AM/FM stereo with audio input jack and digital clock	O	O	Mirrors – Long-arm, power, heated sideview with integrated turn signal indicators	O	O	Smoker's Package
O		AM/FM stereo with audio input jack, Bluetooth® and USB port <sup>1</sup>	O	O	Rear bumper – Black, molded-in-color with bumper step (LR)	O	O	Trailer Wiring Provisions Package
O	S	AM/FM stereo/single-CD player with audio input jack and 4" multifunction display	O	O	Remote Start System (n/a with diesel engine)			<b>Available Fleet-Only Options</b>
			O	O	Reverse Sensing System	O	O	Center console delete <sup>1</sup>
						O	O	Daytime running lamps
						O	O	Mirrors – Short-arm, manual sideview
						O	O	Speed limitation (65-, 70- or 75-mph governed top speed options)
						O	O	Wheels – 16" white steel with exposed lug nuts (DRW)
						O	O	Wheels – 16" white steel with mini-cap and lug nut covers (SRW)

# W PASSENGER WAGON SPECIFICATIONS

## DIMENSIONS

	150 SRW				350 SRW						350 HD DRW
	Regular 130				Long 148						Long EL 148
Wheelbase (in.)											
Roof height	LR		MR		LR		MR		HR		HR
Passenger capacity	8	10	8	10	12	15	12	15	12	15	15
Rows of seats	3	4	3	4	4	5	4	5	4	5	5

## Exterior (in.)

Wheelbase	129.9		129.9		147.6		147.6		147.6		147.6
Length	219.9		217.8		237.6		235.5		235.5		263.9
Height	82.2		98.7		82.4		99.2		108.6		107.7
Width - Excluding mirrors / mirrors folded	81.3 / 83.2		81.3 / 83.2		81.3 / 83.2		81.3 / 83.2		81.3 / 83.2		83.7 / 83.7
Width - Including short-arm mirrors	97.4		97.4		97.4		97.4		97.4		97.4
Front track / rear track	68.2 / 68.6		68.2 / 68.6		68.2 / 68.6		68.2 / 68.6		68.2 / 68.6		68.5 / 65.7
Front overhang / rear overhang	40.3 / 49.7		40.3 / 47.6		40.3 / 49.7		40.3 / 47.6		40.3 / 47.6		40.3 / 76.0
Rear overhang with extended bumper	—		49.7		—		49.7		49.7		78.1
Load height (curb)	28.2		28.2		28.8		28.8		28.8		27.8
Side door opening height	49.6		63.0		49.6		63.0		63.0		63.0
Side door opening width - 60/40 swing-out	51.2		—		51.2		—		—		—
Side door opening width - Sliding	51.2		51.2		51.2		51.2		51.2		51.2
Rear cargo door opening height / width	46.9 / 59.8		62.8 / 59.8		46.9 / 59.8		62.8 / 59.8		72.2 / 59.8		72.2 / 59.8

## Interior (in.)

Head room: 1st row / 2nd / 3rd	40.8 / 41.1 / 40.6		52.0 / 55.8 / 55.8		40.8 / 41.1 / 40.6		52.0 / 55.8 / 55.8		56.6 / 65.2 / 65.2		56.6 / 65.2 / 65.2	
4th row	—	38.7	—	55.8	38.7		55.8		65.2		65.2	
5th row	—		—		—	38.1	—	52.6	—	61.3	61.3	
Leg room: 1st row (max.) / 2nd / 3rd / 4th¹ / 5th¹	41.3 / 33.7 / 35.6 / 35.6 / —				41.3 / 33.7 / 35.6 / 35.6 / 35.6							
Hip room: 1st row / 2nd / 3rd / 4th¹ / 5th¹	60.7 / 69.6 / 67.3 / 68.0 / —				60.7 / 69.6 / 67.3 / 68.0 / 68.0							
Shoulder room: 1st row / 2nd / 3rd / 4th¹ / 5th¹	67.9 / 71.4 / 67.0 / 67.8 / —				67.9 / 71.4 / 67.0 / 67.8 / 67.8							
Passenger volume (cu. ft.)	177.0	230.9	235.6		230.9	284.1	313.4	386.8	359.9	445.4	445.4	
Cargo length front (at floor / at belt)	124.0 / 115.1		124.0 / 115.1		141.7 / 132.8		141.7 / 132.8		141.7 / 132.8		170.2 / 161.3	
Cargo width between wheelhouses	53.7		53.7		53.7		53.7		53.7		45.4	
Cargo height maximum	52.8		67.6		52.8		67.6		77.0		77.0	

## Cargo capacity (cu. ft. with rear seats removed)

Cargo volume behind: 1st row	224.5	213.1	292.7	281.4	245.1	212.1	324.7	291.8	371.3	338.3	414.1
2nd row	151.8	140.4	197.9	186.6	171.7	138.7	228.5	195.5	261.7	228.7	301.7
3rd row	94.2		125.0		124.5	91.5	166.9	133.9	190.0	157.0	230.0
4th row	—	39.1	—	51.8	70.1	48.9	93.9	72.8	107.0	85.8	184.0
5th row	—		—		—		—		—		100.5

CONFIGURATIONS	150 SRW		350 SRW			350 HD DRW
	Regular 130		Long 148			Long EL 148
Wheelbase (in.)						
Roof height	LR	MR	LR	MR	HR	HR
Passenger capacity	8/10		12/15			15

#### Side Doors

60/40 swing-out passenger-side	S		S			
Sliding passenger-side	0	S	0	S	S	S

#### Engines

3.7L Ti-VCT V6	S	S	S	S	S	S
3.5L EcoBoost® V6	0	0	0	0	0	0
3.2L Power Stroke® I-5 Turbo Diesel			0	0	0	0

#### Max. Capabilities (lbs.)<sup>1</sup>

GVWR	8,550		9,400			10,360
Payload	2,900		2,980			3,520

#### MAXIMUM LOADED TRAILER WEIGHT RATINGS (lbs.)<sup>1</sup>

Engines	Regular axle			Limited-slip axle			GCWR	Roof height <sup>2</sup>	Wheelbase		
	3.31	3.73	4.10	3.31	3.73	4.10			Regular 130"	Long 148"	Long EL 148"
3.7L Ti-VCT V6		S			0		10,800	LR / MR	4,700	4,300	—
			0 <sup>5</sup>		0 <sup>5</sup>		11,200	LR / MR	—	4,700	—
			S		0		11,200	HR	—	4,500	—
3.5L EcoBoost V6	S <sup>3</sup>			0 <sup>3</sup>			11,200	LR / MR / HR	5,000	4,600	—
		0 <sup>4</sup>			0 <sup>4</sup>		11,200	LR / MR / HR	5,000	4,600	3,800
3.2L Power Stroke I-5 Turbo Diesel	S <sup>3</sup>			0 <sup>3</sup>			10,600	LR / MR / HR	—	3,800	—
		0			0		11,200	LR / MR / HR	—	4,400	3,500



**8** | AVAILABLE IN  
LR, MR



**10** | AVAILABLE IN  
LR, MR



**12** | AVAILABLE IN  
LR, MR, HR



**15** | AVAILABLE IN  
LR, MR, HR



**15<sub>EL</sub>** | AVAILABLE IN  
HR



## STANDARD FEATURES

*Includes all standard features, plus:*

### Mechanical

4-/7-pin connector assembly and rear jumper  
Full-size spare wheel and tire, 4-ton jack and tool kit

### Seating

2-passenger  
4-way manual driver and front-passenger seats with driver's inboard armrest

### Interior

AM/FM stereo with audio input jack and digital clock  
Black plastic step well pads  
Cargo area LED load compartment lighting  
Cargo area tie-down hooks  
D-pillar weld nuts (MR and HR)  
Flooring – Front vinyl  
Front air conditioning  
Front cloth headliner  
Rear cargo door pull-and-release exit handle  
Rear cargo light switch

### Exterior

Black bodyside moldings  
Black grille with black surround  
Center high-mounted stop lamp  
Doors – 180° rear cargo with key-lock cylinder (RWB)  
Doors – 237° rear cargo with key-lock cylinder (LWB and LWB EL)  
Doors – 60/40 swing-out passenger-side (LR)  
Doors – Sliding passenger-side (MR and HR)  
Headlamps – Halogen with black trim  
Mirrors – Short-arm, power sideview  
Rear bumper – Black, molded-in-color with extended integral step (LR)  
Rear bumper – Black, molded-in-color with bumper step (MR and HR)  
Roof and side marker lamps (DRW)

### Safety & Security

Camera – Low-mount rear view (LR)  
Camera – High-mount rear view (MR and HR)  
Passenger-side front airbag<sup>1</sup>  
deactivation switch

## AVAILABLE OPTIONS

### Mechanical

Alternator – Heavy-duty (210-amp on diesel, 250-amp on gas)  
Battery – Dual heavy-duty absorbed glass mat (AGM) (standard with diesel engine)  
Battery – Single absorbed glass mat (AGM) (gas engines)  
Battery guard – Programmable  
Engine block heater (recommended when minimum temperature is 10°F or below; standard on diesel)  
Full-size spare wheel and tire delete (DRW)  
Operator-commanded exhaust filter regeneration (diesel engine)  
Operator-commanded exhaust filter regeneration with active regeneration inhibit (diesel engine)  
Push-down manual parking brake<sup>2</sup>  
Trailer brake controller (requires Heavy-Duty Trailer Tow Package)

### Driver-Assist Technology

Lane-Keeping Alert with Driver Alert System  
Rain-sensing windshield wipers  
SYNC® Voice Recognition Communications and Entertainment System with 4" color LCD screen in center stack, 911 Assist®, AppLink®, and 1 smart-charging USB port<sup>2</sup>  
SYNC 3 with 6.5" color LCD capacitive touchscreen in center stack, 911 Assist, AppLink, Apple CarPlay™ compatibility, Android Auto™ compatibility, and 2 smart-charging USB ports<sup>2</sup>

### Seating

Vinyl, 4-way manual driver and front-passenger seats with inboard armrests  
Vinyl, 4-way manual driver and front-passenger seats with driver's inboard armrest (10,360-lb. GVWR only; deletes front-seat side airbags and side-curtain airbags)<sup>2</sup>  
Vinyl, 4-way manual driver and front-passenger seats with inboard armrests (10,360-lb. GVWR only; deletes front-seat side airbags and side-curtain airbags)<sup>2</sup>  
Cloth, 4-way manual driver and front-passenger seats with inboard armrests, and driver's manual lumbar  
Cloth, 4-way manual driver and front-passenger seats with inboard armrests, and driver's manual lumbar (10,360-lb. GVWR only; deletes front-seat side airbags and side-curtain airbags)<sup>2</sup>  
Cloth, 10-way power, heated driver and 4-way manual front-passenger seats with inboard armrests (n/a on LWB diesel 9,250-lb. configuration)  
Cloth, 10-way power, heated driver and front-passenger seats with inboard armrests (n/a on LWB diesel 9,250-lb. configuration)  
Leather-trimmed, 10-way power, heated driver and front-passenger seats with inboard armrests (n/a on LWB diesel 9,250-lb. configuration)  
Passenger seat delete (also deletes front-passenger seat side airbag and side-curtain airbag; 10,360-lb. GVWR only), vinyl, 4-way manual driver's seat only with manual lumbar and inboard armrest  
Passenger seat delete (also deletes front-passenger seat side airbag and side-curtain airbag), cloth, 10-way power, heated driver's seat only with manual lumbar and inboard armrest (n/a on LWB diesel 9,250-lb. configuration)

### Interior

AM/FM stereo with audio input jack, Bluetooth® and USB port<sup>2</sup>

AM/FM stereo/single-CD player with audio input jack and 4" multifunction display  
AM/FM stereo/single-CD player with audio input jack, 4" multifunction display and HD Radio™  
AM/FM stereo/single-CD player with SYNC, message center, and leather-wrapped steering wheel with controls for audio and multifunction display  
AM/FM stereo/single-CD player with SYNC, message center, HD Radio, and leather-wrapped steering wheel with controls for audio and multifunction display  
AM/FM stereo with SYNC 3 including Navigation System with pinch-to-zoom capability, SiriusXM® Traffic and Travel Link® with 5-year subscription,<sup>3</sup> and HD Radio; leather-wrapped steering wheel with controls for audio and multifunction display; and Lane-Keeping Alert with Driver Alert System  
SiriusXM Radio with 6-month All Access trial subscription<sup>2,3</sup>  
110V/150W AC power outlet (requires dual heavy-duty batteries)<sup>2</sup>  
Assist/grab handles – At rear cargo door (n/a on LR)  
Auxiliary fuse panel (requires dual heavy-duty batteries and heavy-duty alternator; includes Modified Vehicle Wiring System; included with user-defined upfitter switches)  
Cruise control with message center including full trip computer and engine-hour meter  
Floor mats – All-weather front (requires carpeted flooring)  
Flooring – Front carpet  
Flooring – Heavy-duty rear (includes heavy-duty rear scuff plate)<sup>2</sup>  
Flooring – Vinyl front and rear (included in Interior Upgrade and Load Area Protection Packages; n/a with front/rear driver-controlled air conditioning)  
Ford Telematics™ powered by Telogis®<sup>4</sup> – Fleet tracking system (includes 1 year of subscription service)  
Front/rear, driver-controlled air conditioning;<sup>2</sup> (requires Reverse Sensing System on LR vans; includes heavy-duty alternator with gas engines)  
High-capacity upfitter switches (4; requires dual heavy-duty batteries and heavy-duty alternator; includes Modified Vehicle Wiring System, customer connection point and auxiliary fuse panel)  
Scuff plate – Heavy-duty rear (n/a with dual sliding side doors)  
Scuff plate – Rear (n/a with dual sliding side doors)  
Vinyl-trimmed sun visors with illuminated vanity mirrors<sup>2</sup>

### Exterior

Front license plate bracket (standard in states requiring 2 license plates and optional in all others)  
Headlamps – Automatic with rain-sensing windshield wipers  
Mirrors – Short-arm, power-folding sideview with power, heated glass and integrated turn signal indicators  
Mirrors – Long-arm, power sideview  
Mirrors – Long-arm, power, heated sideview with integrated turn signal indicators  
Rear bumper – Black, molded-in-color with bumper step (LR)  
Remote Start System (n/a with diesel engine)  
Reverse Sensing System  
Running board – Fixed passenger-side (n/a with dual sliding side doors)  
Running board – Power passenger-side (n/a with dual sliding side doors)  
Running boards – Fixed extended-length passenger-side and fixed driver-side (n/a with dual sliding side doors)<sup>3</sup>

Side door – Sliding passenger-side (LR)  
Side doors – Dual sliding (MR and HR)  
Stainless steel wheel covers (DRW)<sup>2</sup>  
Wheel-well liners (front only)  
Windows – Fixed rear-door glass  
Windows – Fixed rear-door glass and fixed passenger-side door glass  
Windows – Fixed rear-door glass and fixed driver and passenger-side door glass (requires dual sliding side doors)  
Windows – Fixed, all-around (n/a with dual sliding side doors)  
Windows – All-around with 4th-row flip-open glass (n/a with dual sliding side doors; LWB EL only)  
Windows – Privacy glass (includes rear-window defroster)  
Windows – Rear defroster (requires fixed rear-door glass)

### Safety & Security

2 spare keys  
Backup alarm<sup>4</sup>  
MyKey® technology to help encourage responsible driving<sup>2</sup> includes Level 2 instrument cluster (requires SecuriLock® Passive Anti-Theft System and cruise control)  
Perimeter alarm (requires SecuriLock Passive Anti-Theft System)  
SecuriCode™ keyless entry keypad  
SecuriLock Passive Anti-Theft System

### Optional Packages<sup>2,6</sup>

Ambulance Prep Package  
Auxiliary Heater/AC Prep Package  
Auxiliary Heater Prep Package  
CNG/Propane Gaseous Engine Prep Package  
Exterior Upgrade Package  
Heavy-Duty Trailer Tow Package  
Interior Upgrade Package  
Load Area Protection Package  
Modified Vehicle Wiring System  
Premium Package  
Radio Prep Package  
Smoker's Package  
Trailer Wiring Provisions Package

### Available Fleet-Only Options

Center console delete<sup>2</sup>  
Daytime running lamps  
Mirrors – Short-arm sideview delete  
Orange safety belts  
Speed limitation (65-, 70- or 75-mph governed top speed options)  
Wheels – 16" white steel with exposed lug nuts (DRW)  
Wheels – 16" white steel with mini-cap and lug nut covers (SRW)



# V CARGO VAN SPECIFICATIONS

## DIMENSIONS

	150/250 SRW		150/250/350 SRW			250/350 SRW 350 HD DRW
	Regular 130		Long 148			Long EL 148
Wheelbase (in.)						
Roof height	LR	MR	LR	MR	HR	HR
Passenger capacity	2	2	2	2	2	2
Rows of seats	1	1	1	1	1	1

## Exterior (in.)

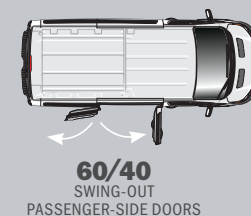
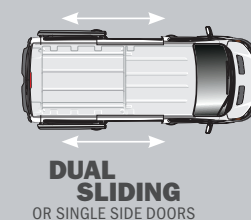
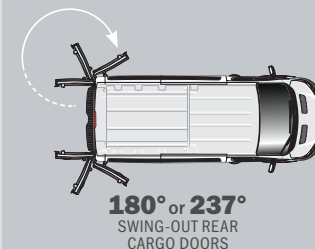
Wheelbase		129.9	129.9	147.6	147.6	147.6	147.6
Length		219.9	217.8	237.6	235.5	235.5	263.9
Height		83.6	100.8	83.2	100.7	110.1	109.4
Width - Excluding mirrors / mirrors folded	SRW DRW	81.3 / 83.2	81.3 / 83.2	81.3 / 83.2	81.3 / 83.2	81.3 / 83.2	81.3 / 83.2 83.7 / 83.7
Width - Including short-arm mirrors		97.4	97.4	97.4	97.4	97.4	97.4
Front track / rear track	SRW DRW	68.2 / 68.6	68.2 / 68.6	68.2 / 68.6	68.2 / 68.6	68.2 / 68.6	68.2 / 68.6 68.5 / 65.7
Front overhang / rear overhang		40.3 / 49.7	40.3 / 47.6	40.3 / 49.7	40.3 / 47.6	40.3 / 47.6	40.3 / 76.0
Load height (curb)		28.9	28.9	28.7	28.7	28.7	28.0
Side-door opening height		49.6	63.0	49.6	63.0	63.0	63.0
Side-door opening width - 60/40 swing-out		51.2	—	51.2	—	—	—
Side-door opening width - Sliding		51.2	51.2	51.2	51.2	51.2	51.2
Rear cargo door opening height / width		49.5 / 61.7	64.9 / 61.7	49.5 / 61.7	64.9 / 61.7	74.3 / 61.7	74.3 / 61.7

## Interior (in.)

Head room		40.8	52.0	40.8	52.0	56.6	56.6
Leg room (max.)		41.3	41.3	41.3	41.3	41.3	41.3
Hip room		60.7	60.7	60.7	60.7	60.7	60.7
Shoulder room		67.9	67.9	67.9	67.9	67.9	67.9
Passenger volume (cu. ft.)		63.7	81.1	63.7	81.1	88.3	88.3
Cargo length front (at floor / at belt)		126.0 / 115.9	126.0 / 115.9	143.7 / 133.6	143.7 / 133.6	143.7 / 133.6	172.2 / 162.0
Cargo width between wheelhouses	SRW DRW	54.8	54.8	54.8	54.8	54.8	54.8 45.4
Cargo height maximum		56.9	72.0	56.9	72.0	81.5	81.5

## Cargo capacity (cu. ft.)

Cargo volume behind 1st row		246.7	315.2	277.7	357.1	404.3	487.2
Maximum cargo volume with front-passenger seat removed		285.0	363.8	316.1	405.6	459.2	542.2



See lists on previous page for availability.



CONFIGURATIONS	150 SRW				250 SRW						350 SRW						350 HD DRW	
	Regular 130		Long 148		Regular 130		Long 148		Long EL 148		Regular 130		Long 148		Long EL 148		Long EL 148	
Wheelbase (in.)																		
Roof height	LR	MR	LR	MR	LR	MR	LR	MR	HR	HR	LR	MR	LR	MR	HR	HR	HR	HR

**Side Doors**

60/40 swing-out passenger-side	S		S		S		S				S		S					
Sliding passenger-side	O	S	O	S	O	S	O	S	S	S	O	S	O	S	S	S	S	S
Dual sliding		O		O		O		O	O	O				O	O	O	O	O

**Engines**

3.7L Ti-VCT V6	S	S	S	S	S	S	S	S	S	S	S	S	S	S	S	S	S	S
3.5L EcoBoost® V6	O	O	O	O	O	O	O	O	O	O	O	O	O	O	O	O	O	O
3.2L Power Stroke® I-5 Turbo Diesel	O	O	O	O	O	O	O	O	O	O						O	O	O

**Max. Capabilities (lbs.)<sup>1</sup>**

GVWR	8,600				9,000						9,500						9,950	10,360
Payload	3,680				4,080						4,580						4,240	4,650

**MAXIMUM LOADED TRAILER WEIGHT RATINGS (lbs.)<sup>1</sup>**

Engines	Regular axle			Limited-slip axle			GCWR	Roof height <sup>2</sup>	Wheelbase		
	3.31	3.73	4.10	3.31	3.73	4.10			Regular 130"	Long 148"	Long EL 148"
3.7L Ti-VCT V6		S			O		10,800	LR / MR	5,400	5,200	—
			O			O	12,000	LR / MR	6,600	6,400	—
			S			O	12,000	HR	—	6,200	6,000
3.5L EcoBoost V6	S <sup>3</sup>			O <sup>3</sup>			11,200	LR / MR / HR	5,700	5,600	5,100
		O <sup>4</sup>			O <sup>5</sup>		12,600/ 13,000 (EL)	LR / MR / HR	7,100	7,000	6,700
3.2L Power Stroke I-5 Turbo Diesel	S <sup>3</sup>			O <sup>3</sup>			10,600	LR / MR / HR	4,800	4,600	4,200
		O			O		13,500	LR / MR / HR	—	7,500	7,100

## STANDARD FEATURES

*Includes all standard features, plus:*

### Mechanical

Frame rail extension adapters  
Full-size spare wheel and tire delete  
Modified Vehicle Wiring System includes modified vehicle connections for customized wiring harness provisions; requires dual heavy-duty batteries and heavy-duty alternator

### Seating

2-passenger  
4-way manual driver and front-passenger seats with driver's inboard armrest

### Interior

AM/FM stereo with audio input jack and digital clock  
Cloth headliner  
Flooring – Front vinyl  
Front air conditioning  
Rearview mirror (Chassis Cab)

### Exterior

Black grille with black surround  
Headlamps – Halogen with black trim  
Mirrors – Sideview delete  
Rear taillamp wiring – LED-capable  
Rear window (Chassis Cab)  
Roof marker lamps

### Safety & Security

Passenger-side front airbag<sup>1</sup>  
deactivation switch

## AVAILABLE OPTIONS

### Mechanical

Alternator – Heavy-duty (210-amp on diesel, 250-amp on gas)  
Battery – Dual heavy-duty absorbed glass mat (AGM) (standard with diesel engine)  
Battery – Single absorbed glass mat (AGM) (gas engine)  
Battery guard – Programmable  
Engine block heater (recommended when minimum temperature is 10°F or below; standard on diesel; optional on gas engines)  
Full-size spare wheel and tire  
Operator-commanded exhaust filter regeneration (diesel engine)  
Operator-commanded exhaust filter regeneration with active regeneration inhibit (diesel engine)  
Push-down manual parking brake (Cutaway)  
Trailer brake controller (requires Trailer Wiring Provisions Package)

### Driver-Assist Technology

Lane-Keeping Alert with Driver Alert System  
Rain-sensing windshield wipers  
SYNC® Voice Recognition Communications and Entertainment System with 4" color LCD screen in center stack, 911 Assist,® Applink,® and 1 smart-charging USB port<sup>2</sup>  
SYNC 3 with 6.5" color LCD capacitive touchscreen in center stack, 911 Assist, Applink, Apple CarPlay™ compatibility, Android Auto™ compatibility, and 2 smart-charging USB ports<sup>2</sup>

### Seating

Vinyl, 4-way manual driver and front-passenger seats with inboard armrests  
Vinyl, 4-way manual driver and front-passenger seats with driver's inboard armrest (10,360-lb. GVWR only; deletes front-seat side airbags and side-curtain airbags)<sup>2</sup>  
Vinyl, 4-way manual driver and front-passenger seats with inboard armrests (10,360-lb. GVWR only; deletes front-seat side airbags and side-curtain airbags)<sup>2</sup>  
Cloth, 4-way manual driver and front-passenger seats, inboard armrests, and driver's manual lumbar  
Cloth, 4-way manual driver and front-passenger seats with inboard armrests, and driver's manual lumbar (10,360-lb. GVWR only; deletes front-seat side airbags and side-curtain airbags)<sup>2</sup>  
Cloth, 10-way power, heated driver and 4-way manual front-passenger seats with inboard armrests  
Cloth, 10-way power, heated driver and front-passenger seats with inboard armrests  
Leather-trimmed, 10-way power, heated driver and front-passenger seats with inboard armrests  
Passenger seat delete (also deletes front-passenger seat side airbag and side-curtain airbag; 10,360-lb. GVWR only), vinyl, 4-way manual driver's seat only with manual lumbar and inboard armrest (Cutaway)  
Passenger seat delete (also deletes front-passenger seat side airbag and side-curtain airbag), cloth, 10-way power, heated driver's seat only with manual lumbar and inboard armrest (Cutaway)

### Interior

AM/FM stereo with audio input jack, Bluetooth® and USB port<sup>2</sup>  
AM/FM stereo/single-CD player with audio input jack and 4" multifunction display  
AM/FM stereo/single-CD player with audio input jack, 4" multifunction display and HD Radio™  
AM/FM stereo/single-CD player with SYNC, message center, and leather-wrapped steering wheel with controls for audio and multifunction display  
AM/FM stereo/single-CD player with SYNC, message center, HD Radio and leather-wrapped steering wheel with controls for audio and multifunction display  
AM/FM stereo with SYNC 3 including Navigation System with pinch-to-zoom capability, SiriusXM® Traffic and Travel Link® with 5-year subscription,<sup>3</sup> and HD Radio; leather-wrapped steering wheel with controls for audio and multifunction display; and Lane-Keeping Alert with Driver Alert System  
SiriusXM Radio with 6-month All Access trial subscription<sup>2,3</sup>  
2 rear speakers (shipped with vehicle [Cutaway])<sup>2</sup>  
4 rear speakers (shipped with vehicle [Cutaway])<sup>2</sup>  
110V/150W AC power outlet (requires dual heavy-duty batteries)<sup>2</sup>  
Auxiliary fuse panel (requires dual heavy-duty batteries and heavy-duty alternator; includes Modified Vehicle Wiring System; included with user-defined upfitter switches)  
Cruise control with message center including full trip computer and engine-hour meter  
Floor mats – All-weather front (requires carpeted flooring)  
Flooring – Carpeted  
Ford Telematics™ powered by Telogis®<sup>4</sup> – Fleet tracking system (includes 1 year of subscription service)  
High-capacity upfitter switches (4; requires dual heavy-duty batteries and heavy-duty alternator; includes Modified Vehicle Wiring System, customer connection point and auxiliary fuse panel)  
Mirror – Rearview (Cutaway)  
Vinyl-trimmed sun visors with illuminated vanity mirrors (included with Interior Upgrade Package)<sup>2</sup>

### Exterior

Front license plate bracket (standard in states requiring 2 license plates and optional in all others)  
Headlamps – Automatic with rain-sensing windshield wipers  
LED-enabled separate stop/turn taillamps (upfitter use)  
Mirrors – Short-arm, power sideview  
Mirrors – Short-arm, power-folding sideview with power, heated glass and integrated turn signal indicators  
Mirrors – Long-arm, power sideview  
Mirrors – Long-arm, power, heated sideview with integrated turn signal indicators  
Remote Start System (n/a with diesel engine)  
Roof marker lamps delete (Cutaway)

### Safety & Security

2 spare keys  
Backup alarm<sup>4</sup>  
Camera – Rear view (shipped with vehicle and requires upfitter installation)  
MyKey® technology to help encourage responsible driving<sup>2</sup> includes Level 2 instrument cluster (requires SecuriLock® Passive Anti-Theft System and cruise control)  
SecuriCode™ keyless entry keypad  
SecuriLock Passive Anti-Theft System

### Optional Packages<sup>2,5</sup> Cutaway+Chassis Cab

Auxiliary Heater Prep Package  
CNG/Propane Gaseous Engine Prep Package  
Exterior Upgrade Package  
Interior Upgrade Package  
Premium Package  
Radio Prep Package  
Smoker's Package  
Trailer Wiring Provisions Package

### Optional Packages<sup>2,5</sup> Cutaway

Ambulance Prep Package  
Auxiliary Heater/AC Prep Package  
Motorhome Prep Package  
Multifunctional School Activity Bus Prep Package  
Passenger-Side Door Delete Package  
School Bus Prep Package  
Shuttle Bus Prep Package

### Available Fleet-Only Options

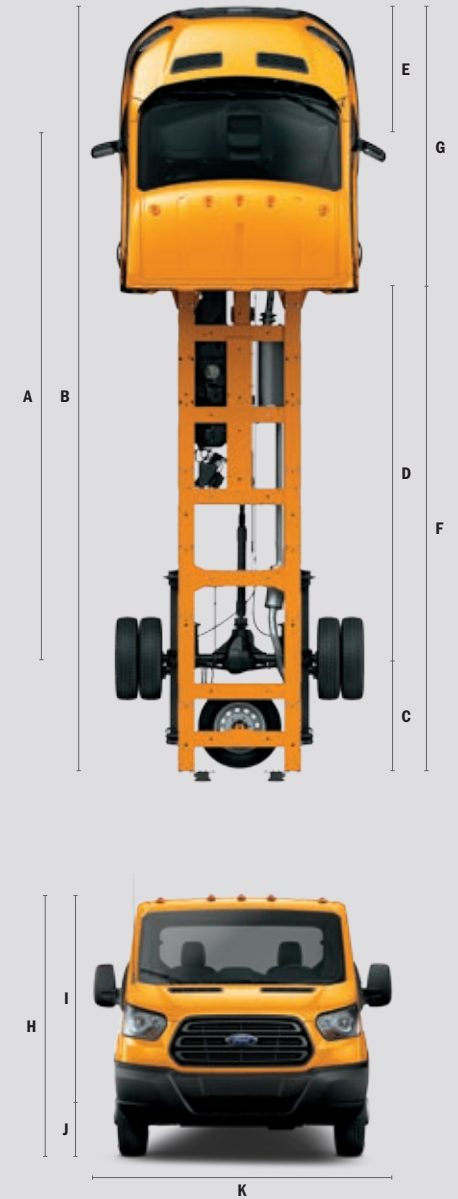
Center console delete<sup>2</sup>  
Daytime running lamps  
Mirrors – Short-arm, manual sideview  
Orange safety belts<sup>1</sup>  
Speed limitation (65-, 70- or 75-mph governed top speed options)  
Wheels – 16" white steel with mini-cap and lug nut covers (SRW)





# C CUTAWAY+CHASSIS CAB SPECIFICATIONS

D I M E N S I O N S		250 SRW		350 HD DRW		250 SRW		350 SRW		350 HD DRW		350 HD DRW	
		Regular		Regular		Long		Long		Long EL			
A	Wheelbase (in.)	138		138		156		156		156		178	
	Passenger capacity	2		2		2		2		2		2	
Cutaway (in.)													
B	Overall length	223.3		223.3		241.1		241.1		241.1		263.4	
C	Rear axle to end of frame or rear overhang	45.1		45.1		45.1		45.1		45.1		45.1	
D	Rear of cab to rear axle	82.6		82.6		100.3		100.3		100.3		122.6	
E	Front overhang	40.3		40.3		40.3		40.3		40.3		40.3	
F	Rear of cab to end of frame	127.7		127.7		145.4		145.4		145.4		167.7	
G	Cab length	95.7		95.7		95.7		95.7		95.7		95.7	
H	Overall cab height (curb)	87.3		86.8		87.0		86.5		86.5		86.5	
I	Top of frame to top of cab	61.2		61.2		61.2		61.2		61.2		61.2	
J	Load height (loaded)	25.0		24.7	24.5	25.9	25.5	25.7	25.4	25.0	24.6		
K	Width – Excluding mirrors	80.8		83.1		80.8		83.1		83.1		83.1	
	Width – Including short-arm mirrors	97.4		97.4		97.4		97.4		97.4		97.4	
	Width – Including long-arm mirrors	108.1		108.1		108.1		108.1		108.1		108.1	
	Front track / rear track	68.2 / 68.6		68.5 / 65.7		68.2 / 68.6		68.5 / 65.7		68.5 / 65.7		68.5 / 65.7	
Chassis Cab (in.)													
B	Overall length	223.3		223.3		241.1		241.1		241.1		263.4	
C	Rear axle to end of frame or rear overhang	45.1		45.1		45.1		45.1		45.1		45.1	
D	Rear of cab to rear axle	82.6		82.6		100.3		100.3		100.3		122.6	
E	Front overhang	40.3		40.3		40.3		40.3		40.3		40.3	
F	Rear of cab to end of frame	127.7		127.7		145.4		145.4		145.4		167.7	
G	Cab length	95.7		95.7		95.7		95.7		95.7		95.7	
H	Overall cab height (curb)	87.2		86.7		86.9		86.4		86.4		86.4	
I	Top of frame to top of cab	61.2		61.2		61.2		61.2		61.2		61.2	
J	Load height (loaded)	24.8		24.7	24.3	25.6	25.3	25.6	25.2	24.9	24.4		
K	Width – Excluding mirrors	80.8		83.1		80.8		83.1		83.1		83.1	
	Width – Including short-arm mirrors	97.4		97.4		97.4		97.4		97.4		97.4	
	Width – Including long-arm mirrors	108.1		108.1		108.1		108.1		108.1		108.1	
	Front track / rear track	68.2 / 68.6		68.5 / 65.7		68.2 / 68.6		68.5 / 65.7		68.5 / 65.7		68.5 / 65.7	
Interior – Cutaway & Chassis Cab (in.)													
	Head room	44.9		44.9		44.9		44.9		44.9		44.9	
	Leg room (max.)	41.3		41.3		41.3		41.3		41.3		41.3	
	Hip room	60.7		60.7		60.7		60.7		60.7		60.7	
	Shoulder room	67.9		67.9		67.9		67.9		67.9		67.9	



CONFIGURATIONS	250 SRW		350 SRW		350 HD DRW			350 HD DRW		
	Regular 138	Long 156	Regular 138	Long 156	Regular 138	Long 156	Long EL 178	Regular 138	Long 156	Long EL 178

**Engines**

3.7L Ti-VCT V6	S	S	S	S	S	S	S	S	S	S
3.2L Power Stroke® I-5 Turbo Diesel	O	O	O	O	O	O	O	O	O	O

**Max. Capabilities (lbs.)<sup>1</sup>**

GVWR	9,000	9,500	9,500	9,950	10,360
Payload	4,850	5,350	5,290	5,610	6,020


**MAXIMUM LOADED TRAILER WEIGHT RATINGS (lbs.)<sup>1</sup>**

Engines	Regular axle		Limited-slip axle		GCWR	Wheelbase		
	3.73	4.10	3.73	4.10		Regular 138"	Long 156"	Long EL 178"
3.7L Ti-VCT V6		S		O	12,000	6,800	6,600	6,200
3.2L Power Stroke I-5 Turbo Diesel	S		O		13,500	7,500	7,500	7,100

Android, Android Auto and logos are trademarks of Google Inc. Apple and Apple CarPlay are trademarks of Apple Inc., registered in the U.S. and other countries. "HD Radio" and the HD Radio logo are proprietary trademarks of iBiquity Digital Corporation. Sirius, XM and all related marks and logos are trademarks of Sirius XM Radio Inc. The Bluetooth word mark is a trademark of the Bluetooth SIG, Inc.

Comparisons based on competitive models excluding other Ford vehicles (class is Full-Size Vans based on Ford segmentation), publicly available information and Ford certification data at time of release. Vehicles may be shown with optional and aftermarket equipment. Features may be offered only in combination with other options or subject to additional ordering requirements/limitations. Dimensions and capacity ratings shown may vary due to optional features and/or production variability. Information is provided on an "as is" basis and could include technical, typographical or other errors. Ford makes no warranties, representations, or guarantees of any kind, express or implied, including but not limited to, accuracy, currency, or completeness, the operation of the information, materials, content, availability, and products. Ford reserves the right to change product specifications, pricing and equipment at any time without incurring obligations. Your Ford Dealer is the best source of the most up-to-date information on Ford vehicles. Body manufacturers are responsible for compliance certification of the completed vehicle. The Ford New Vehicle Limited Warranty and any government certification made by Ford shall cover only the vehicle as manufactured by Ford and shall not extend to any addition, modification or change of or to the vehicle by the Ford Authorized Pool Account.





## FORD ACCESSORIES

Transit 250 MR LWB Cargo Van in Blue Jeans accessorized with keyless entry keypad, roof rack system, heavy-duty splash guards with stainless steel inserts, hood protector by Lund,<sup>1</sup> front wheel-well liners, side window deflectors by EGR<sup>‡</sup> and 16" Silver-styled wheel covers

[accessories.ford.com](http://accessories.ford.com)

### Exterior

Hood protector<sup>1</sup>

Roof racks

Side window deflectors<sup>1</sup>

Splash guards

Step bars

Trailer hitch (A)

Trailer towing accessories

### Interior

Ash cup/coin holders

Cargo area illumination

Cargo liner

Cargo organizers and protectors

Carpeted cargo mat (B)

Carpeted floor mats

First aid and roadside assistance kits<sup>1</sup>

Floor liners (C)

Heavy-duty rear scuff plate<sup>1</sup>

Interior light kit

Interior rear window grilles

Protective seat covers<sup>1</sup>

Tablet cradle<sup>1</sup>

### Electronics

Ford Telematics<sup>TM1</sup>

Keyless entry keypad

Remote start systems (D)

Vehicle Security System

Warning sensor systems<sup>1</sup>

### Wheels

16" Silver-styled wheel covers

Stainless steel wheel covers<sup>1</sup>

Wheel lock kit

Wheel well liners

**New Vehicle Limited Warranty.** We want your Ford Transit ownership experience to be the best it can be. Under this warranty, your new vehicle comes with 3-year/36,000-mile bumper-to-bumper coverage, 5-year/60,000-mile Powertrain Warranty coverage, 5-year/60,000-mile safety restraint coverage, and 5-year/unlimited-mile corrosion (perforation) coverage – all with no deductible. The Ford 3.2L PowerStroke® I-5 Turbo Diesel engine gets 5-year/100,000-mile warranty coverage. Please ask your Ford Dealer for a copy of this limited warranty.

**Roadside Assistance.** Covers your vehicle for 5 years or 60,000 miles, so you have the security of knowing that help may be only a phone call away should you run out of fuel, lock yourself out of the vehicle or need towing. Your Ford Dealer can provide complete details on all of these advantages.

**Ford Commercial Vehicle Center.** Each of the 678 dealerships in our Commercial Vehicle Center (CVC) network is committed to providing quality commercial-oriented products and service, as well as special financing and billing arrangements, to businesses that rely on Ford products. As a CVC customer, your business vehicles receive priority service at your CVC dealership to help get your vehicle back on the road quickly.

**Financial Services.** Our commercial purchase plans and lines of credit offer attractive rates, negotiable terms and business-friendly options. If you prefer to lease, our CommercialLease<sup>SM</sup> programs offer a wide variety of package options to meet your needs. For additional information, please visit our website at [fordcredit.com/comlend](http://fordcredit.com/comlend).

**Ford Credit.** Get the ride you want. Whether you plan to lease or finance, you'll find the choices that are right for you at Ford Credit. Ask your Ford Dealer for details or check us out at [fordcredit.com](http://fordcredit.com).

**Ford Protect Extended Service Plans.** Whether you purchase or lease your Ford vehicle, insist on genuine Ford Protect extended service plans. Ford Protect has a variety of plans to give you peace-of-mind protection whether you want vehicle component or maintenance coverage. Plus, they are fully backed by Ford and honored at all Ford dealerships in the U.S., Canada and Mexico. When you visit your dealer, insist on genuine Ford Protect extended service plans.

**Insurance Services.** Get Ford Motor Company quality in your auto insurance. Our program offers industry-leading benefits and competitive rates. Call 1-877-367-3847, or visit us at [fordvip.com](http://fordvip.com) for a no-obligation quote. Insurance offered by American Road Services Company (in CA, American Road Insurance Agency), a licensed agency and subsidiary of Ford Motor Company.

**Ford Original Accessories.** They're warranted for whichever provides you the greatest benefit: 24 months/unlimited mileage, or the remainder of your Bumper-to-Bumper 3-year/36,000-mile New Vehicle Limited Warranty. Ford Licensed Accessories (FLA) are warranted by the accessory manufacturer's warranty. FLA are designed and developed by the accessory manufacturer and have not been designed or tested to Ford Motor Company engineering requirements. Contact your Ford Dealer for details and/or a copy of all limited warranties.

<sup>1</sup>Ford Licensed Accessory.